SCIENTIA FIDES AMICITIA
TRINITY

# Summer Practice Notebook



Dear Parents,

This is a sight word list that all of the students should be able to easily read without sounding the words out. Please review at home throughout the summer. This will give them a great start for first grade! We have loved having your child this year and are so proud of each of them!

The Kindergarten Teachers

All number words to twenty

All color words

Digraphs (see blends and digraphs chart)

sh ch

wh th

Blends ( see blends and digraphs chart)

br bl

cl cr

gr gl

dr fr

sn sw

All short vowel word families (at an ab am et en ep eg it in ip im op ot on og up un ut) See attached practice sheet. Students should be able to read without sounding out. **Once mastered, make up other words in these word families for practice!**

my like a to and go I see and have is , an it me
said the like for are who when friend today little

here where they this was she he will how come
want with that in not we now read know went from

to look bear dog help run cat fish get play you do
will some down up day of would because does if where
all too by his you am next last them your her him his

then made house yes no jump top all again just off
could why funny around about there stop give name first

# Stuck on a WORD?



**Bird's Eye-** Look at the pictures!
- Look at the pictures for clues.
- Look for missing information.



**Lips the Fish-** Get your lips ready!
- Say the first few sounds of the new word.
- Read to the end of the sentence and say it again.

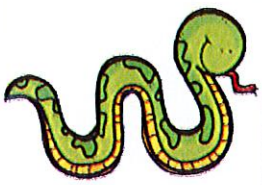

**Stretchy Snake-** Stretch it out!
- Stretch the word out slowly.
- Put the sounds back together.



**Chunky Monkey-** Chunk the word!
- Look for a chunk that you know (-at, -an, -in, -ot, etc.)
- Look for a word part (-ing, -er, etc.)



**Skippy Frog-** Skip it and hop back!
- Skip the word.
- Read to the end of the sentence.
- Hop back and read it again.



**Tryin' Lion-** Try it again!
- Try to re-read the word.
- Try a word that makes sense.



**Flippy Hippo-** Flip the vowel sound!
- Try a short or long vowel sound.
- Which one makes sense?

© 2 SMART Chicks

Ask for help after you have tried all the strategies and READ ON!

# SUMMER Activities

| | | | | | | |
|---|---|---|---|---|---|---|
| Listen to a story read aloud and tell your favorite part.<br><br>Count as high as you can go - try to get to 20.<br><br>Write your first name 10 times with different colors. | Look around for items that start with the letters A & B.<br><br>Create an AB pattern with anything you can find.<br><br>Play a board game with your grown up at home. | Read your favorite book to a stuffed animal.<br><br>Find a collection of small items to practice counting.<br><br>Jump on one foot 10 times for 3 sets, try alternating feet. | Pick a book and find capital/lowercase matching letters.<br><br>Grab 2 handfuls of 2 different items - sort and then add.<br><br>Pretend you are a veterinarian and take care of an animal. | Look around for items that start with the letters C & D.<br><br>Find shapes in your house and draw each one.<br><br>Build an obstacle course in your house or outside. | Look around for items that start with the letters E & F.<br><br>Write your numbers as high as you can (goal is 12 - 20).<br><br>Go for a walk outside for at least 20 minutes (no phones!) | Tell the parts of a book, and tell what the author does.<br><br>Go on a circle hunt and find at least 5 circles.<br><br>Play a game of I Spy and take turns being the spy and guesser. |
| Look around for items that start with the letters G & H.<br><br>Draw circle, square, rectangle, and triangle.<br><br>Balance on one foot while counting to 10, then switch feet. | Read your favorite book aloud to your grown up.<br><br>Build the tallest tower you can and count the objects used.<br><br>Build a fort and eat your lunch (or snack) inside of it. | Write capital and lowercase letters of the alphabet.<br><br>Count as high as you can go - try to get to 30.<br><br>Pretend you work at a restaurant - create a menu and take orders. | Look around for items that start with the letters I & J.<br><br>Create an ABB pattern with anything you can find.<br><br>Toss a ball back and forth for 3 sets of 10 tosses. | Pick a book and find the letters of your name.<br><br>Grab a handful of small items and guess how many.<br><br>Play animal charades and take turns acting and guessing. | Listen to a story, name the characters and tell what they did.<br><br>Create big shapes using small items like cereal or beans.<br><br>Write your first name 10 times with different colors. | Look around for items that start with the letters K & L.<br><br>Roll a dice 10 times and count the dots each time.<br><br>Pretend you are a news reporter and tell the weather. |
| Write a sentence with the sight words: I, see, the<br><br>Write your numbers as high as you can (goal is 12 to 20).<br><br>Count out loud while you do 10 jumping jacks. | Look around for items that start with the letters M & N.<br><br>Roll a dice and tell how many dots without counting.<br><br>Walk on a balance beam (a curb or small wall). | Listen to a story and name one of the places.<br><br>Find a collection of small items to practice counting.<br><br>Put on a shadow puppet show with your grown up. | Look around for items that start with the letters O & P.<br><br>Count as high as you can go - try to get to 40.<br><br>Write your first and last name 10 times with different colors. | Look around for items that start with the letters Q & R.<br><br>Find shapes outside on a walk and draw each one.<br><br>Pretend you are a doctor and take care of a broken arm. | Look around for items that start with the letters S & T.<br><br>Create an ABC pattern with anything you can find.<br><br>Put on a sock puppet show for your family. | Be a storyteller and tell your grown-up an adventure story.<br><br>Grab 2 handfuls of 2 different items - sort and then add.<br><br>Explore sounds on a walk - guess where they come from. |
| Look around for items that start with the letters U & V.<br><br>Roll a dice 10 times and count the dots each time.<br><br>Do 3 sets of 5 squats. | Build the letters of your names using beans or pasta.<br><br>Go on a square hunt and find at least 5 squares.<br><br>Pretend you work at a grocery store and check out food. | Write a sentence for the sight words: I, can<br><br>Count as high as you can go - try to get to 50.<br><br>Go for a walk outside for at least 20 minutes (no phones!) | Look around for items that start with the letters W & X.<br><br>Find shapes while driving in the car and draw each one.<br><br>Play a few rounds of hot potato with your favorite songs. | Read your favorite book to yourself in the mirror.<br><br>Practice adding small items like beans, cereal, or small toys.<br><br>Have a picnic inside or outside with your family. | Call a family member and sing the ABC's to them on the phone.<br><br>Grab 2 handfuls of 2 different items - sort and then add.<br><br>Pretend you are on a cooking show and teach us how to cook. | Look around for items that start with the letters Y & Z.<br><br>Find a collection of small items to practice counting.<br><br>Write your first and last name 10 times with different colors. |

Up and Away in Pre-K

# A SUMMER Story

## Story Elements

Characters

Setting



Problem

Solution

# Summer Retelling

Read your favorite story! Retell your story by writing down what happened at the beginning, middle, and end!

Beginning...

Middle...

End...

# I am Going to 1st Grade

My First Grade teacher will love me because _____

_____

_____

_____

_____

_____

By: _____



# Digraphs

Fill in the missing digraph!



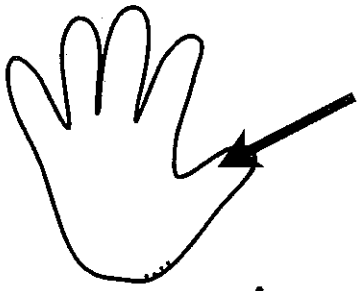

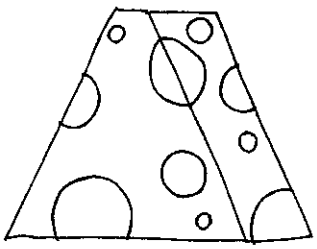

fi__ __umb __eese

# Scrambled Sentences

Unscramble the sentence. Write the correct sentence below.

beach. sand at made He a castle the

# Story Problem

Read the problem below. Solve it! Show your thinking.

Bella has 3 beach balls and Cooper has 5 beach balls. How many beach balls do they have in all?

# It's Time!

Look at the clock.
Record the time.

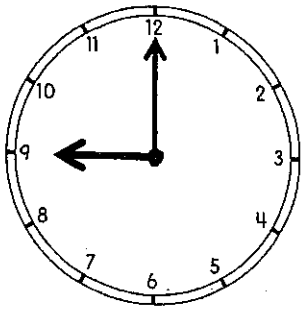

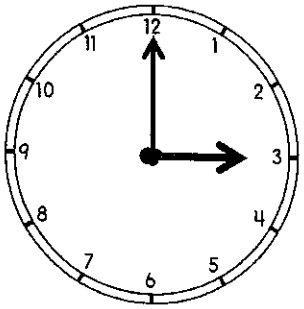

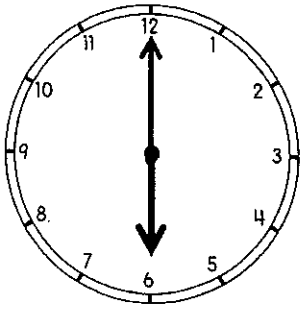

__:__ __:__ __:__

# Fill it in!

Fill in the missing sight word.

from black come went

He _____ to the store.

The gift is _____ me.

Will you please _____ here?

I have a _____ dog.

# Ending Sounds

Color the ice cream scoops that have the same ending sound.





## Complete me

Finish the sentences with the correct sight word.

| go | like | went | you |
|---|---|---|---|

____ are my best friend.

Let's __ to the park.

She _____ to the pool.

I _____ your new boat.

## Scrambled Sentences

Unscramble the sentence. Write the correct sentence below.

floaties. has green He white and

_____

## Fill in the number...

5 __ 7 __ 9

11 __ 13 __ 15

23 __ 25 __ 27

To get ready for first grade
I am going to _____



By: _____

# Missing Vowels

Fill in the missing vowels.

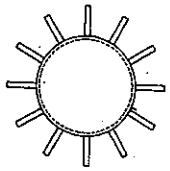

s_n



p_d

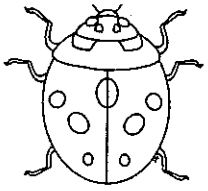

b_g

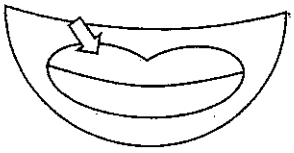

l_p

# Solve this...

Carter had 4 pool toys. He lost 2 pool toys. How many pool toys does Carter have now? Draw your picture to show your thinking.

# Word Search

Find these words: POOL, SUMMER, BEACH, SAND, PARTY, FUN

| | | | | | | | |
|---|---|---|---|---|---|---|---|
| p | o | o | l | x | w | q | s |
| i | s | u | m | m | e | r | d |
| k | h | j | b | e | a | c | h |
| s | a | n | d | m | k | o | o |
| x | p | a | r | t | y | h | g |
| z | w | o | p | f | u | n | k |

# Fill it in

Write the missing numbers!

| | | | | |
|---|---|---|---|---|
| 1 | 2 | | 4 | |
| 6 | | 8 | 9 | |
| 11 | | 13 | | 15 |
| | 17 | 18 | | 20 |

# Syllables

Look at the picture. Say the word. Count how many syllables are in each word. Record your answer.

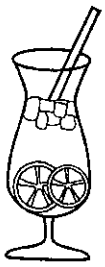

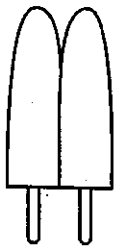



_____ _____ _____

# Rhyme Time

Look at the picture.
Write down a word that rhymes.



_____



_____

# Counting Sets

Count how many are in each set.
Record your answer.







_____ _____ _____

# Tally Marks

Read the number. Draw that amount of tally marks.

| | | | | | |
|---|---|---|---|---|---|
| 8 | | 6 | | 3 | |
| 4 | | 7 | | 9 | |

# Making Words

Use the letters below to make new words.
Record the words you built!

_____ _____ _____

_____ _____ _____

_____ _____ _____

p o o l p a r t y

# Fact Fun!

Practice your subtraction facts.

4-2=___ 6-3=___

5-0=___ 8-2=___

7-5=___ 3-1=___

# Pattern Time

Color the pattern!

AB 

ABB 

# All About Me

Complete each sentence.

I can _____.

I love summer because

_____.

# Ocean Syllables

Count the syllables in each word. Write the number.

| | | | |
|---|---|---|---|
|  |  |  |  |
| | | | |

# -at Word Family

Color the pictures that have the -at chunk.



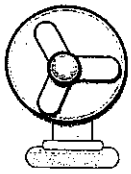

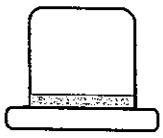








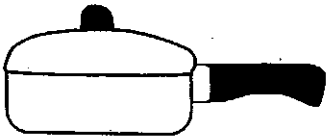



# I can count to 100!

Skip count to 100 by 2's, 5's, and 10's. Color the starfish!

I practiced skip counting by 2's. 

I practiced skip counting by 5's. 

I practiced skip counting by 10's. 

# I am Ready for 1st Grade!

I know I am ready for first grade because _____

_____

_____

_____

_____

_____

By: _____





# What is your favorite season?

Name _____

My favorite season is _____.


spring


summer


fall


winter

It is my favorite because _____.

# Writing a sentence

Write a sentence and draw a picture.

# Add it up!

Write your answer!

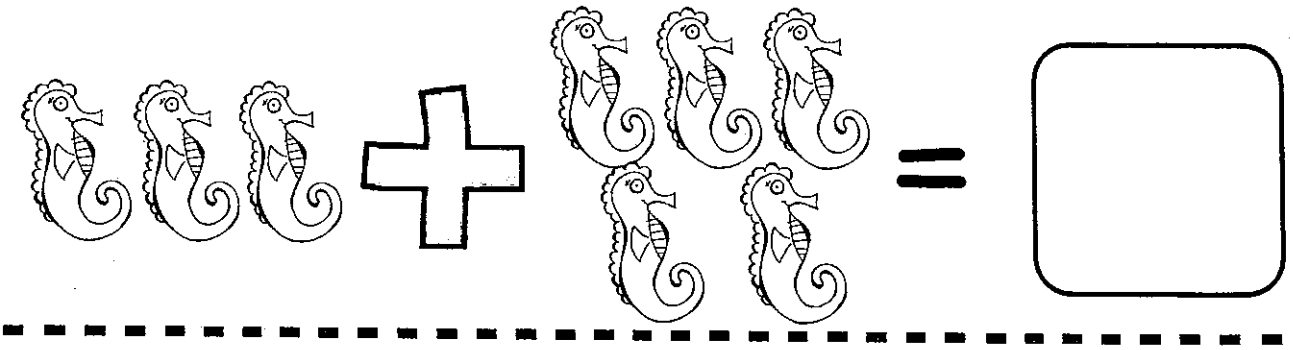

# Missing Addend

Fill in the missing addend!



# Short Vowels

Color the pictures that have a short vowel sound.

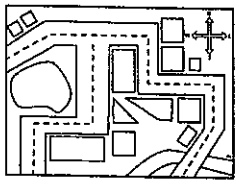




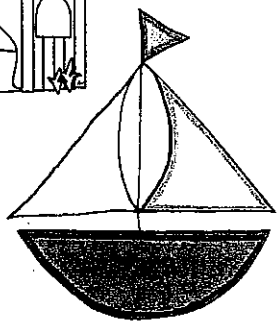

# Story Problem

Read the story problem. Solve it! Show your thinking!

Tate and Brady went to the pond. Tate saw 3 turtles. Brady saw 6 turtles. How many turtles did they see at the pond?

# Fix it up!

Repair the sentences. Write them correctly below.

did shE go two the shop

i haV a blaK and WhIt bog

# I read today!

After you read a book today, fill in the information!

Title: _____

Author: _____

Setting: _____

Characters: _____

# Solve it!

Read the story problem. Solve it! Show your thinking!

Bella and Cooper built 5 sandcastles at the beach. The waves came and knocked down 3 of the sandcastles. How many sandcastles are left?

# Measure it!

Measure the length of these objects around your house with pennies. Record your results.

| Object | # of Pennies |
|---|---|
| A book | |
| My Shoe | |
| A Chair | |
| A Toy | |

# Match Up

Match the pictures to the correct word.









star

whale

frog

fish

# Solve it!

Read the story problem. Solve it! Show your thinking!

Sammy, the shark, ate 1 fish for dinner. His brother, Oscar, ate 3 fish for dinner. How many fish did they eat for dinner?

# Scrambled Sight Words

Fix the scrambled sight words.

ttilel cmeo tenw

_____ _____ _____

# Write about it!

Look at the picture below.
Write a sentence about the picture.



# Coins

Identify each coin.
Write down how much each coin is worth.













# Missing Letters

Fill in the missing letters.



shove_



_tarfi__

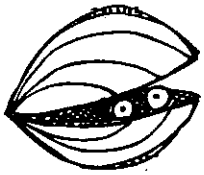

_la_

# Color it in!

Color 7 balls.

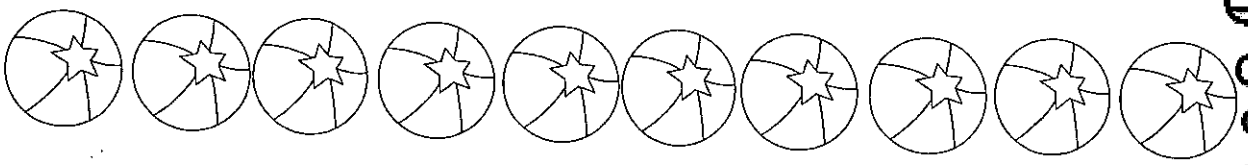

Color 9 stars.



# Sound it out!

Sound out each word and write down the sounds that you hear.





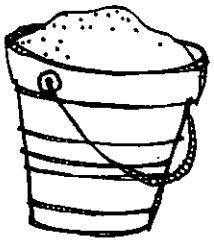

_____ _____ _____

# Count by 10's

Count by 10's to 100!

| | | | | |
|---|---|---|---|---|
| 10 | | 30 | 40 | |
| | 70 | | 90 | |

# Word Work

Look at the picture. Say the word.
Write the sounds that you hear in the word.


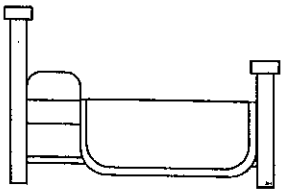

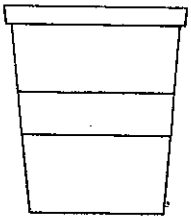

# Writing

Write a sentence using the word below.

pool

# Subtraction

Solve the subtraction problems. Use the ten frames to show your thinking!

9-4=___



8-3=___



5-4=___

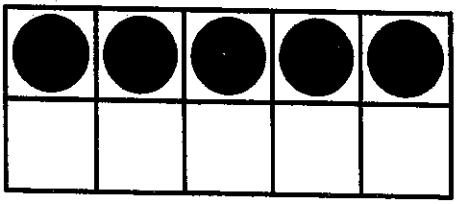

## Read this!

Read the sentences below.

He has a blue bucket.
Do you like my red sun hat?
I like to play at the park.
The cat ran after the mouse.
I went to the pool with my mom.

## Silly Sight Words

Unscramble the silly sight words.
Write the sight words correctly.

| rhee | ocem | htey | lkie |
|---|---|---|---|
| ____ | ____ | ____ | ____ |

## Fact Fluency

Solve the problems below.

| | | |
|---|---|---|
| 2+3=___ | 6+3=___ | 2+2=___ |
| 5+1=___ | 4+0=___ | 0+7=___ |
| 3+5=___ | 2+1=___ | 1+5=___ |
| 4+2=___ | 6+4=___ | 8+2=___ |

Name _____

# "Whooo" Knows the Number?

Fill in the missing number on each leaf.
Careful! Some are tricky!

13, 14, ___ , 16

___, 7, 8 , 9

10, ___ , 12 , 13

17, 18, 19 , ___

15, ___, 17 , 18

___, 11, 12, 13

By Rebecca Johnson First Grade Fascination

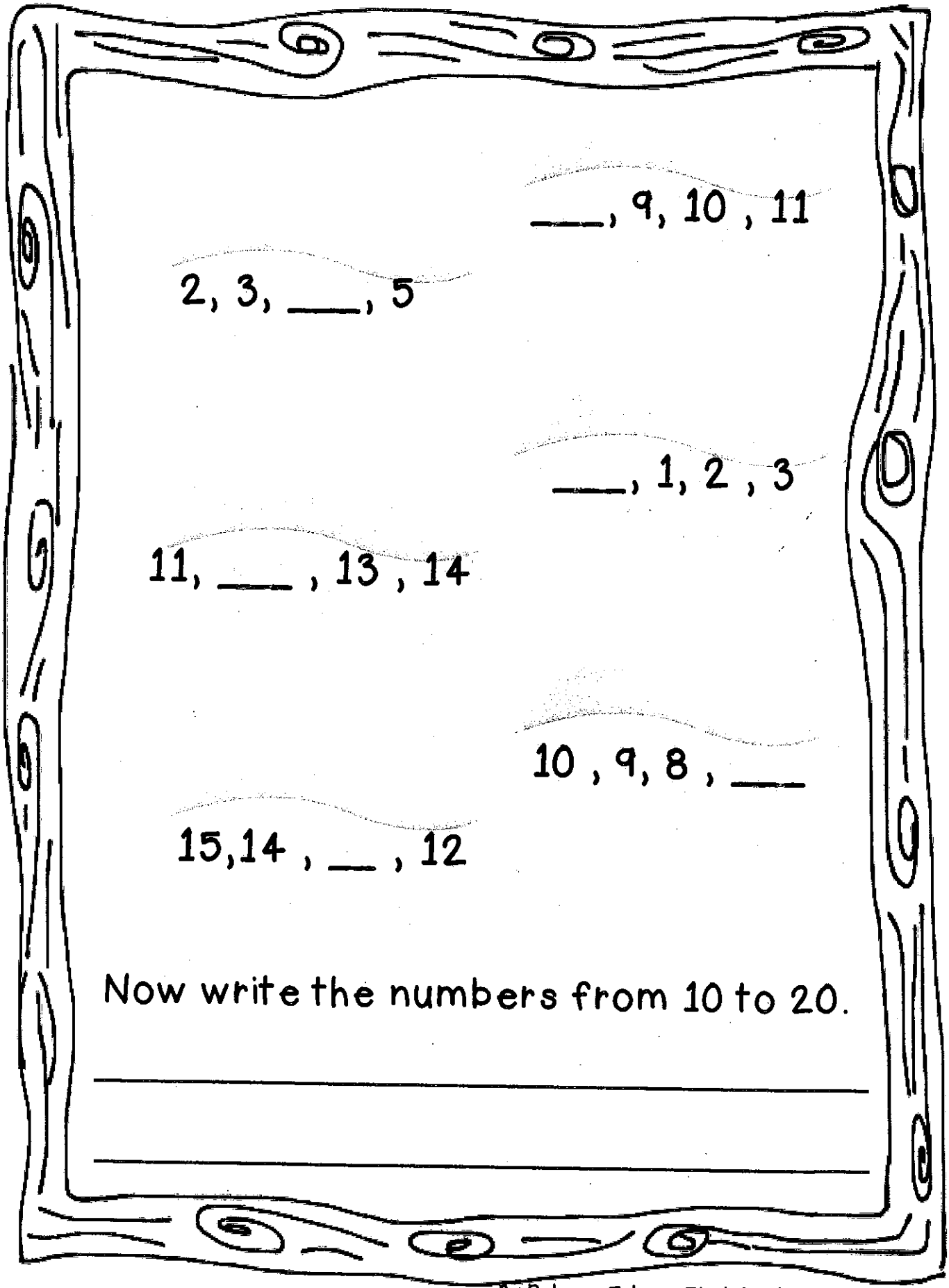

___, 9, 10 , 11

2, 3, ___, 5

___, 1, 2 , 3

11, ___ , 13 , 14

10 , 9, 8 , ___

15,14 , __ , 12

Now write the numbers from 10 to 20.

By Rebecca Johnson First Grade Fascination



Name _____

# Owl Adding



Fill in the missing number in each equation.

| | |
|---|---|
| 1 + 1 = ____ | 2 + 2 = ____ |
| 2 + 1 = ____ | 2 + 3 = ____ |
| 3 + 3 = ____ | 4 + 2 = ____ |
| 4 + 1 = ____ | 4 + 4 = ____ |
| 5 + 4 = ____ | 5 + 4 = ____ |
| 0 + 7 = ____ | 1 + 3 = ____ |

Circle one equation and draw a picture to show how you got the answer.

Rebecca Johnson First Grade Fascination

Name _____

# Owls Can't Count

Count on.



0 _____ _____ _____



4 _____ _____ _____



8 _____ _____ _____



12 _____ _____ _____



16 _____ _____ _____

Write the numbers from 0 to 20 in order.

_____

_____

_____

_____

_____

Rebecca Johnson First Grade Fascination

# What's the Missing Number?

Help the animals by writing the missing numbers in the empty boxes below.



| | | | | | |
|---|---|---|---|---|---|
| 8 | 9 | 10 | | 12 | 13 |



| | | | | | |
|---|---|---|---|---|---|
| 12 | 13 | 14 | 15 | | 17 |



| | | | | | |
|---|---|---|---|---|---|
| 9 | 8 | | 6 | 5 | 4 |



| | | | | | |
|---|---|---|---|---|---|
| 12 | 11 | 10 | 9 | | 7 |



| | | | | | |
|---|---|---|---|---|---|
| 7 | | 9 | 10 | 11 | |



| | | | | | |
|---|---|---|---|---|---|
| | 9 | 10 | 11 | 12 | 13 |

©Can't Stop Smiling

# Apples Addition

Count. Add. Write the new number.

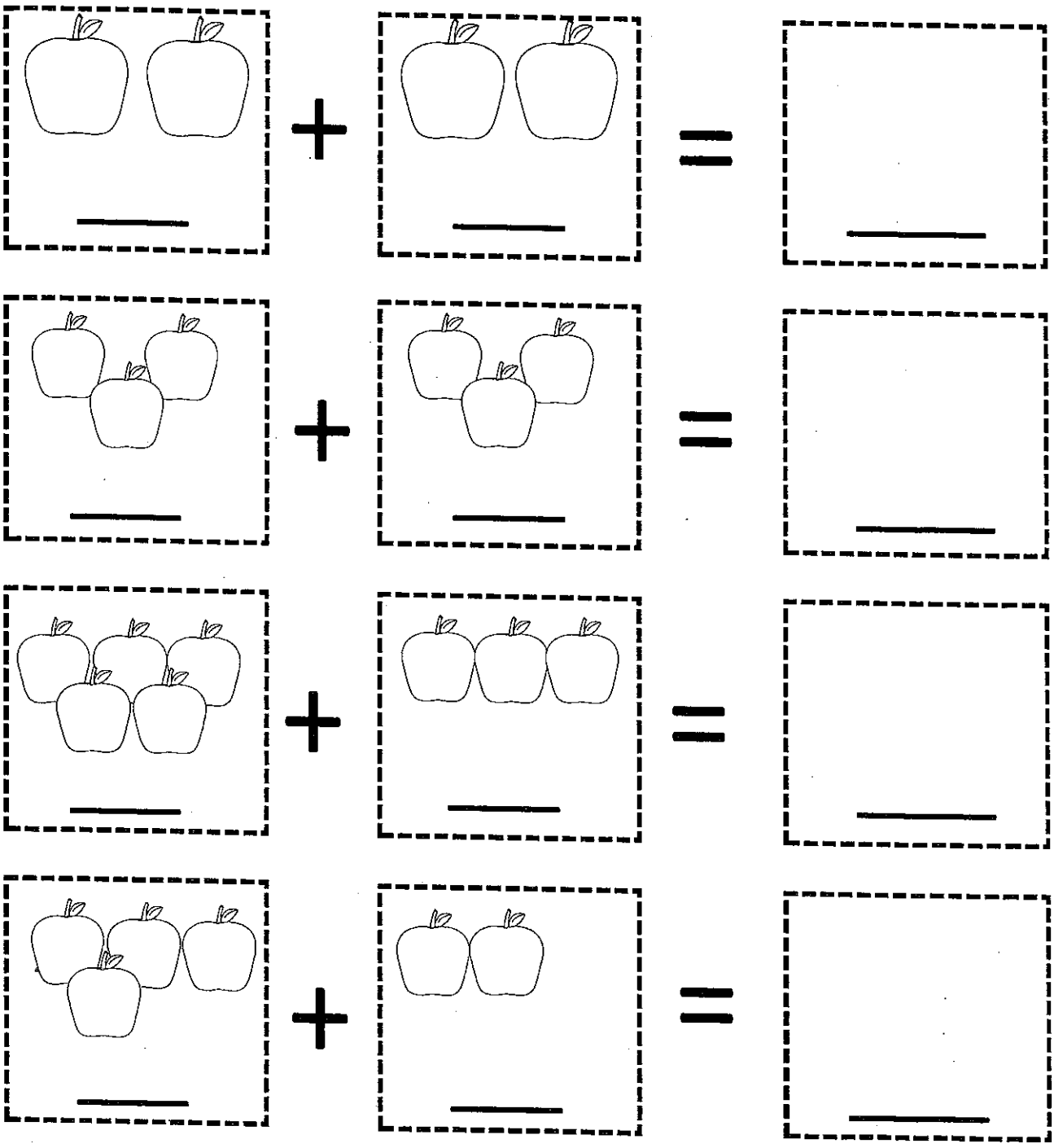

©Can't Stop Smiling

# Draw MORE to make 10!

Count. Write the number. Draw more.

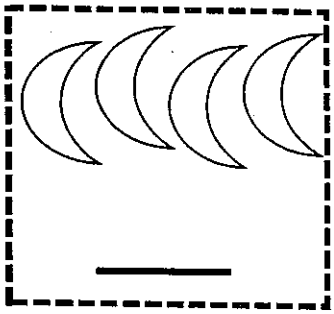

____ + ____ = 10



____ + ____ = 10



____ + ____ = 10



____ + ____ = 10

©Can't Stop Smiling



# What begins with Ff?

Draw and label 4 things that begin with the letter Ff.

X_____

X_____

X_____

X_____

©Can't Stop Smiling

# MATCH the **picture to the vowel sound.**

| | |
|---|---|
| a | e |
| i | o |
| u | |



©Can't Stop Smiling

Name: _____ Date: _____

Fill in the missing numbers.

| | | |
|---|---|---|
| 0 | | 2 |
| 2 | | 4 |
| 4 | | 6 |
| 6 | | 8 |
| 8 | | 10 |
| 10 | | 12 |
| 12 | | 14 |

| | | |
|---|---|---|
| 1 | | 3 |
| 3 | | 5 |
| 5 | | 7 |
| 7 | | 9 |
| 9 | | 11 |
| 11 | | 13 |
| 13 | | 15 |







©Ashley Magee, Graphics © Stockberry Studio

# match the numbers to the sets.

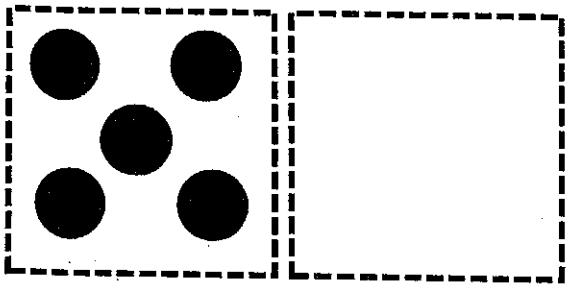

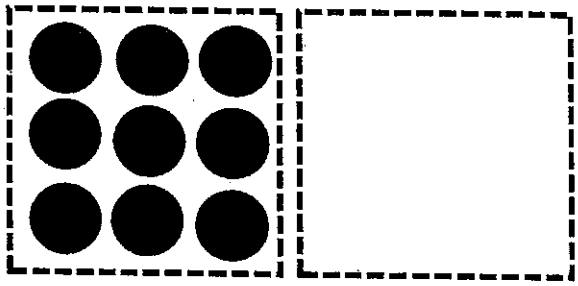

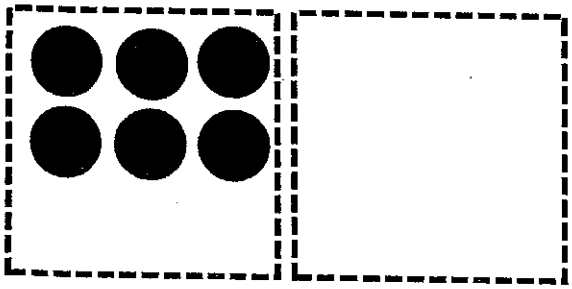

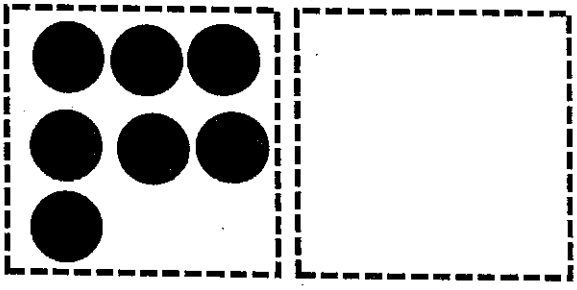

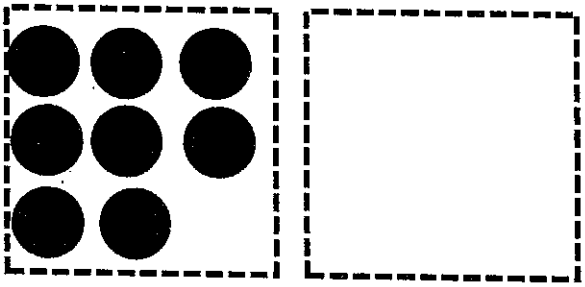

| six | 3+2 | eight | 8-1 | q |
|---|---|---|---|---|

©Can't Stop Smiling

# Complete the Pattern!

Complete the patterns below by drawing what comes next.

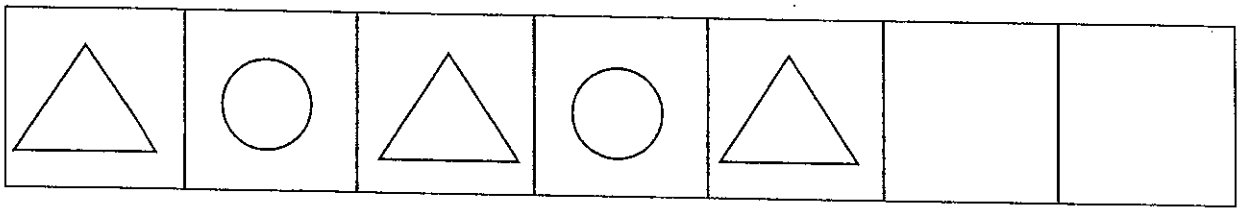



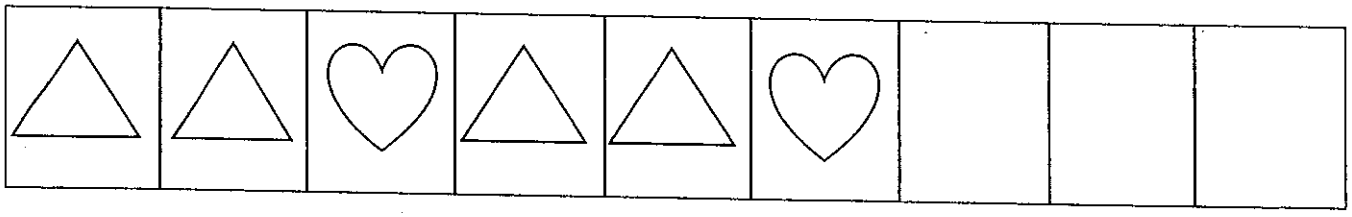



Start here.

Now, can you make your own pattern?

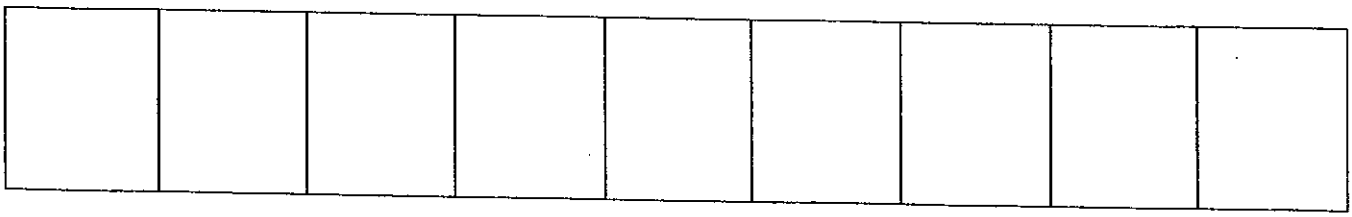

©Can't Stop Smiling

# Draw a picture of **YOU!**

## MY Self Portrait



©Can't Stop Smiling

# Add it up!

Count. Write the number. Add together.
Write the new number.

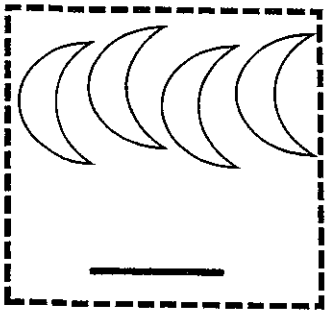
+
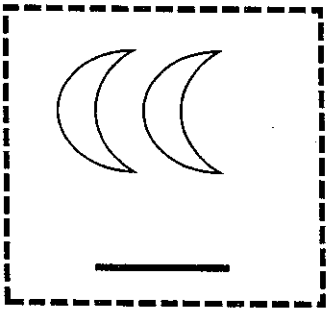
=



+

=



+

=



+

=


©Can't Stop Smiling

# Color
## with addition.

KEY:
4- Yellow
5- Green
6- Brown
7- Purple
8- Orange

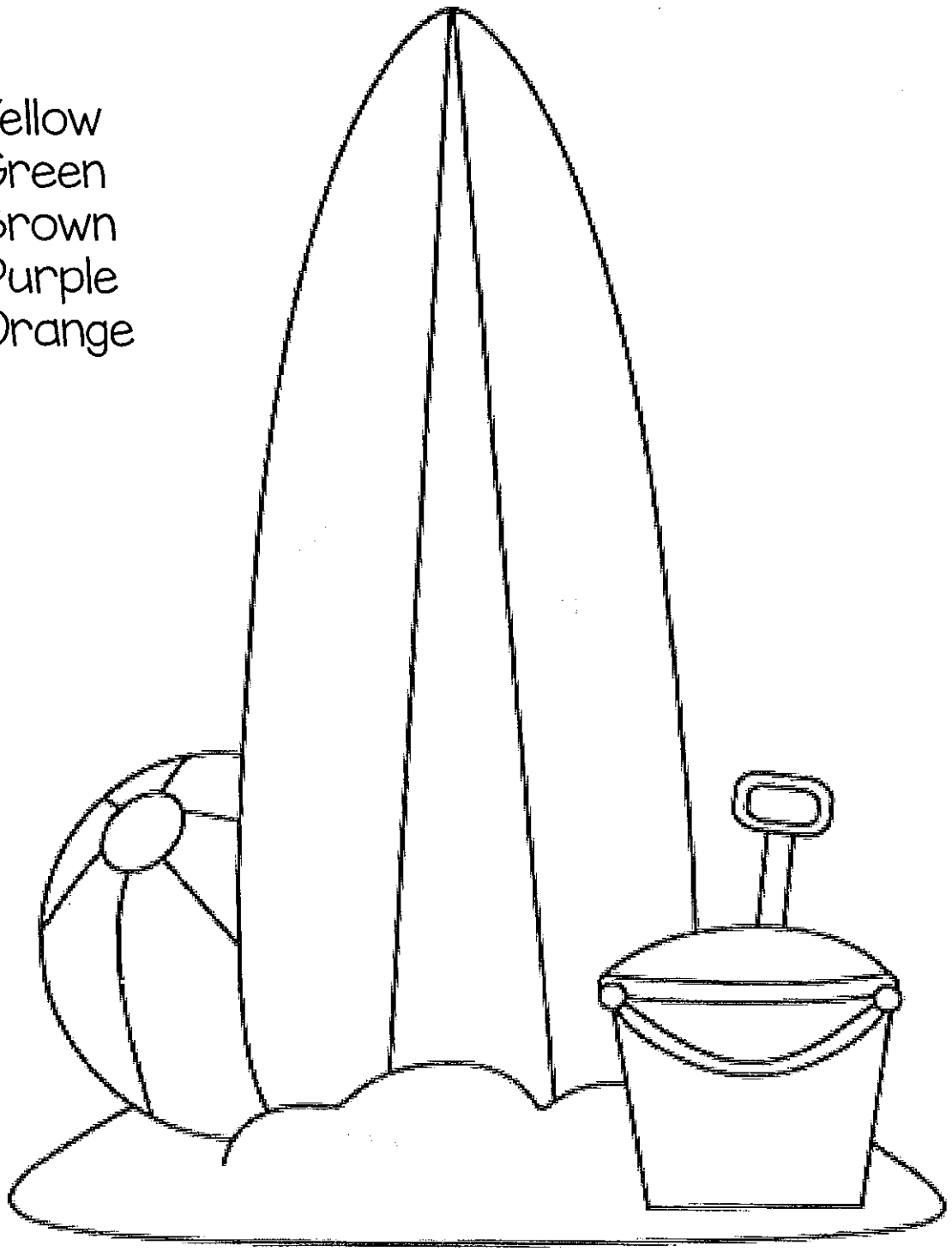

# Color with addition.

KEY:
4- Yellow
5- Green
6- Pink
7- Purple
8- Orange



# Let's Practice **Handwriting!**

Write each sentence on the line below in your BEST HANDWRITING.

I like to swim.

We went to a park.

My mom loves me.

Bud is a boy.

© Can't Stop Smiling

# Let's Practice **Handwriting!**

Write each sentence on the line below in your BEST HANDWRITING.

We are in school.

We went swimming.

I have a dog.

His name is Gus.

© Can't Stop Smiling




# What begins with Jj?

Draw and label 4 things that begin with the letter Jj.

X_____

X_____

X_____

X_____

©Can't Stop Smiling

Name: _____

# Addition within 20






| | |
|---|---|
| 8 + 6 = ____ | 6 + 6 = ____ |
| 9 + 5 = ____ | 7 + 8 = ____ |
| 9 + 8 = ____ | 9 + 7 = ____ |
| 10 + 6 = ____ | 2 + 9 = ____ |
| 5 + 6 = ____ | 8 + 8 = ____ |
| 4 + 9 = ____ | 9 + 6 = ____ |
| 7 + 5 = ____ | 6 + 8 = ____ |

*Add to find the sum.*

| | | | | |
|---|---|---|---|---|
| 6 | 8 | 9 | 7 | 5 |
| + 8 | + 5 | + 8 | + 6 | + 9 |
| ____ | ____ | ____ | ____ | ____ |

© Little Achievers

# My favorite things...

Write down a few of your favorite things.

Breakfast: _____

Summer activity: _____

Toy: _____

Movie: _____

# My Five Senses!

Use your five senses to describe ice cream.



# High 5!

Write about your 5 FAVORITE things that you did this summer!

1. _____

2. _____

3. _____

4. _____

5. _____

# match the Long vowel sounds to the pictures

| | |
|---|---|
| a | |
| e | |
| i | |
| o | |
| u | |



©Can't Stop Smiling

# CH

# What begins with ch?

Draw and label 4 things that begin with the digraph ch..

X_____

X_____

X_____

X_____

©Can't Stop Smiling

# SH

## What begins with sh?

Draw and label 4 things that begin with the digraph sh..

X_____

X_____

X_____

X_____

©Can't Stop Smiling

# A SUMMER Story

## Story Elements

Characters

Setting



Problem

Solution

# Summer Retelling

Read your favorite story! Retell your story by writing down what happened at the beginning, middle, and end!

Beginning...

Middle...

End...