SCIENTIA FIDES AMICITIA
TRINITY

Summer Practice Notebook



We are getting ready for 2nd Grade!! ☺

Dear Parents,

Your 1st grader is SO excited for SUMMER!!

The packet attached is a good review of the skills mastered in 1st grade. Your child will need to complete this packet to ensure they are ready for 2nd grade in August. In addition to the packet and their summer reading list, your child will be able to access their Wonders (language arts curriculum) account. These passwords will be sent home in the bag of "take home school supplies" that your child will bring home on the last full day of school.

In the packet, you will also find addition and subtraction timed tests. Please feel free to make copies of these and have your child practice his/her facts - often! They will see timed tests like these in 2nd grade.

Thank you for partnering with us this past school year. It is hard to believe it is already coming to an end. We have enjoyed teaching and loving your children.

Have a blessed and restful summer!

Mrs. Duggar and Mrs. Dutton

Long Vowel Team E

Name _____

Directions: Color the words with the long e sound. Color the star each time you read. Read it three times.



At the Beach



Dean and May sat on the sand at the beach eating seeds. The waves out at sea flipped and flopped. The breeze went past as they dug up the sand and piled it into their green pails. A white gull crept close to sweep up a small red crab to eat. The red crab got free by squeezing the white gull's cheek. Then it leaped into a hole in the tan sand. May spilled her bag of seeds. The white gull leaped to eat up the seeds, and then squeaked. Dean and May grinned. Many neat things can be seen at the beach.

Answer the questions.

1. What is it like at the beach?

2. What happened at the beach?

3. How did the gull get to eat?

© Jolene Matthews from The Candy Class www.candyclass.com

Compound Words

Name _____

Directions: Color the compound words. Color the star each time you read. Read it three times.



In the Seaweed

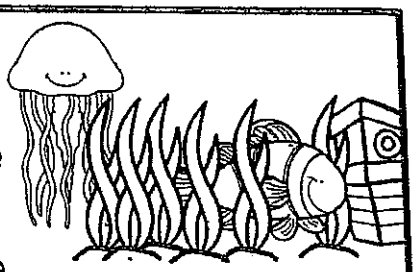

The sunlight glimmered from above in the water. Stands of seaweed tossed about as a stingray swam above the little clownfish. The clownfish was lost and needed to get back to the coral reef before nightfall. The clownfish looked up to see a jellyfish jiggle close by him as he swam through the seaweed. The clownfish was trapped by the outer part of shipwreck. The jellyfish did not see the clownfish and came closer. The clownfish hollered, "Help!"

The jellyfish looked down at the clownfish. "How can I help you?"

The clownfish said he was lost and needed to go home. The jellyfish led him homeward past the seaweed to the coral reef.

Color the star by the answer.

1. Where does this story take place?

☆ It takes place at a coral reef.
☆ It takes place below a stingray.
☆ It takes place in the seaweed.

2. What is the clownfish trying to do?

☆ He is trying to get home to the coral reef.
☆ He is trying to run from a stingray.
☆ He is trying to get unstuck from seaweed.

3. What happens?

☆ He is hurt by a jellyfish.
☆ The jellyfish helps him to get home.
☆ The jellyfish chases him to a shipwreck.

© Jolene Mathew from The Candy Class www.candyclass.com

Double Consonants

Name _____

Directions: Color the words with double consonants. Color the star each time you read. Read it three times.



Shell Shop

We like to shop for shells at the shell shop. It is a shop full of thick and thin shells. You can check out many shells at the shell shop. You can chat with Dell about the shells. He will tell you all about the many shells he sells at the shell shop.

Draw a picture to go with the story.

© Jolene Matthew from The Candy Class www.candyclass.com

-ed

Name _____

Directions: Color the words that end with -ed. Color the star each time you read. Read it three times.



We Splashed



Nell and I flopped in to get wet. We splashed and kicked. A fish zipped by us, and we grinned. We splashed the fish. The fish splashed us back. The splash was big. We grinned. We zipped past the fish to get out. It was fun to splash with a fish.

Answer the questions.

1. What did they do first?

2. What happened?

3. What was fun?

© Johanna Mathew from The Candy Class www.candyclass.com

Name: _____

Tens and Ones



Directions: Write the number to represent the blocks in each box.

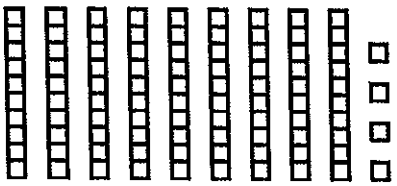

_____



_____

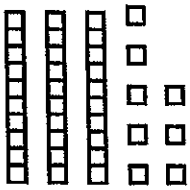

_____

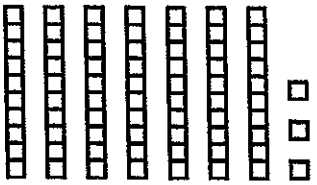

_____



_____

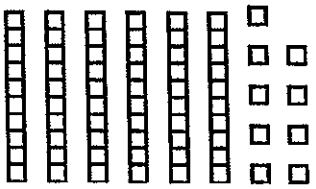

_____

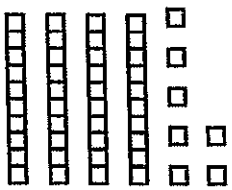

_____

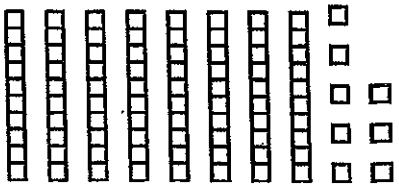

_____

WHAT IS MATH FACT FLUENCY AND WHY DOES IT MATTER?

Math fact fluency means knowing basic math facts—such as 7 + 6 or 5 × 3—so well that students can recall the answers quickly and accurately without counting on their fingers or stopping to work out the problem.

When children know these facts by heart, they can spend more time solving actual math problems instead of getting stuck on basic calculations. Fluency helps math feel smoother, more manageable, and less frustrating.

Math fact fluency also plays an important role in test-taking. Students who can quickly recall facts move through problems more efficiently, freeing up time to think through word problems, apply strategies, and check their work.

Strong fluency becomes even more important in upper elementary grades, when students begin learning concepts such as fractions, long division, and early algebra. These topics are much easier to understand and apply when basic math facts come naturally. Without fluency, students may understand the concept but still struggle with the calculations.

Even students who enjoy math can feel discouraged when fluency is weak. Homework can take longer than necessary, timed quizzes may create stress, and some children begin to believe they are "bad at math" when they simply need more practice with foundational skills.

The encouraging news is that fact fluency is a skill that grows with consistent practice. Just a few minutes each day—especially through games, repetition, or simple routines—makes "practice become permanent" and helps students answer with confidence.

Why Math Fact Fluency Matters

- **Builds Brainpower:** When students no longer rely on finger-counting for basic facts, they can focus their energy on learning new and more complex math concepts.
- **Reduces Frustration:** Quick recall makes homework less tedious and completing classwork faster and less stressful.
- **Supports Advanced Math:** Mastery of basic facts, especially multiplication, is a strong foundation for future success in higher-level math.
- **Increases Confidence:** Knowing facts automatically helps students feel capable and successful in math.
- **Goes Beyond Memorization:** True fluency includes understanding efficient strategies—such as making 10, doubles, or fact families—until answers become automatic.

Adding within 10

Addition Practice Worksheet

Find the sums.

1 + 5 =	6 + 3 =	6 + 2 =	5 + 2 =
1 + 8 =	3 + 3 =	9 + 1 =	0 + 8 =
2 + 0 =	8 + 1 =	2 + 7 =	2 + 4 =
6 + 4 =	6 + 0 =	4 + 2 =	1 + 3 =
5 + 5 =	0 + 9 =	0 + 4 =	4 + 4 =
3 + 5 =	3 + 2 =	3 + 0 =	1 + 6 =
8 + 0 =	3 + 4 =	1 + 7 =	0 + 2 =
2 + 8 =	2 + 5 =	4 + 6 =	5 + 4 =
4 + 1 =	1 + 4 =	0 + 5 =	4 + 5 =
0 + 10 =	1 + 0 =	2 + 1 =	8 + 2 =
1 + 2 =	3 + 1 =	0 + 7 =	1 + 9 =
2 + 3 =	5 + 1 =	4 + 0 =	0 + 1 =
7 + 0 =	3 + 7 =	7 + 1 =	7 + 2 =
7 + 3 =	6 + 1 =	5 + 0 =	4 + 3 =
1 + 1 =	3 + 6 =	2 + 6 =	2 + 2 =
5 + 3 =	9 + 0 =	0 + 6 =	0 + 3 =

© www.k5learning.com

Adding With Some Regrouping (A)

Name: _____ Date: _____ Score: ____ /100

Calculate each sum.

9 + 9	8 + 1	5 + 9	7 + 6	6 + 2	5 + 7	9 + 2	5 + 5	9 + 3	3 + 5
7 + 4	4 + 7	7 + 5	1 + 8	4 + 5	7 + 1	8 + 6	9 + 7	4 + 2	1 + 5
7 + 2	2 + 1	9 + 6	4 + 4	8 + 7	3 + 7	4 + 3	6 + 8	8 + 2	9 + 4
8 + 5	3 + 6	7 + 8	6 + 4	2 + 7	8 + 9	1 + 6	9 + 5	7 + 7	3 + 3
4 + 6	3 + 2	6 + 6	2 + 9	8 + 3	2 + 8	8 + 4	4 + 8	3 + 1	9 + 1
5 + 4	5 + 1	5 + 8	5 + 3	1 + 4	5 + 6	6 + 9	9 + 8	1 + 1	1 + 3
3 + 4	5 + 2	1 + 9	6 + 3	4 + 9	8 + 8	2 + 2	7 + 9	6 + 5	2 + 3
7 + 3	6 + 7	1 + 7	3 + 8	2 + 4	2 + 6	3 + 9	4 + 1	6 + 1	1 + 2
2 + 5	7 + 6	9 + 9	9 + 7	3 + 8	4 + 4	8 + 8	1 + 9	6 + 7	6 + 5
1 + 7	7 + 3	9 + 6	8 + 6	7 + 9	5 + 8	2 + 6	5 + 1	5 + 5	1 + 2

Single digit subtraction

Grade 1 Subtraction Worksheet

Find the difference.

1) 4 - 2 = _____

2) 3 - 2 = _____

3) 3 - 1 = _____

4) 8 - 6 = _____

5) 6 - 1 = _____

6) 9 - 2 = _____

7) 5 - 3 = _____

8) 6 - 2 = _____

9) 3 - 3 = _____

10) 9 - 7 = _____

11) 1 - 1 = _____

12) 2 - 2 = _____

13) 7 - 6 = _____

14) 6 - 4 = _____

15) 8 - 4 = _____

16) 7 - 5 = _____

17) 8 - 5 = _____

18) 5 - 2 = _____

19) 8 - 7 = _____

20) 7 - 2 = _____

Subtracting from Minuends to 9 (A)

Find each difference.

8	9	8	9	8	6	2	9	6	4
- 7	- 5	- 6	- 8	- 4	- 1	- 1	- 3	- 4	- 2
8	9	9	4	7	4	9	4	9	8
- 3	- 6	- 1	- 2	- 6	- 3	- 5	- 1	- 7	- 7
5	3	7	7	6	5	8	9	6	8
- 1	- 2	- 2	- 4	- 2	- 4	- 7	- 2	- 1	- 1
7	8	8	9	7	9	5	6	4	9
- 3	- 3	- 2	- 6	- 4	- 7	- 4	- 1	- 3	- 8
7	8	3	6	3	9	9	7	4	5
- 2	- 4	- 2	- 1	- 1	- 8	- 5	- 4	- 2	- 1
7	9	8	8	4	7	5	9	7	9
- 1	- 3	- 4	- 5	- 2	- 3	- 1	- 5	- 6	- 7
4	5	3	9	8	4	8	7	9	6
- 1	- 1	- 1	- 6	- 3	- 3	- 1	- 4	- 5	- 2
3	9	8	7	7	6	9	8	9	8
- 1	- 8	- 7	- 1	- 4	- 5	- 3	- 4	- 5	- 1
9	6	8	7	7	9	3	5	6	6
- 1	- 1	- 4	- 5	- 4	- 2	- 2	- 3	- 5	- 4
8	7	2	3	6	9	4	9	8	8
- 7	- 4	- 1	- 2	- 2	- 6	- 2	- 4	- 1	- 6

Add & subtract within 10

Math Facts Practice Worksheet

3 + 6	7 − 3	4 + 4	5 − 3	6 − 2	4 − 2	9 − 6	6 − 4
2 + 2	3 − 1	10 − 2	4 − 1	2 + 7	6 + 4	7 − 1	6 + 2
4 + 3	5 − 2	1 + 7	8 + 2	7 − 5	4 + 5	3 + 1	2 + 1
5 + 3	9 − 1	8 − 1	2 − 1	3 − 2	2 + 6	8 − 3	5 + 4
4 + 2	9 − 8	9 − 2	4 + 6	9 − 7	7 − 4	9 − 5	6 + 3
7 + 3	3 + 7	2 + 3	6 + 1	6 − 3	3 + 3	1 + 8	5 − 1

© www.k5learning.com

Add & subtract within 10

Math Facts Practice Worksheet

5 − 3	2 + 5	6 − 1	5 + 4	7 − 2	6 − 2	3 − 2	2 + 6
1 + 8	4 + 5	4 + 4	9 − 4	4 − 3	5 + 1	9 − 6	2 + 2
2 + 7	3 + 6	7 − 1	2 − 1	4 + 6	4 − 1	8 − 3	5 + 5
6 + 1	4 + 2	7 − 5	5 − 2	2 + 1	1 + 1	7 − 6	1 + 7
9 − 7	6 − 5	1 + 6	6 + 3	10 − 9	8 − 5	6 + 2	10 − 6
10 − 1	4 − 2	3 + 5	1 + 3	8 − 1	1 + 4	3 + 3	6 − 3

© www.k5learning.com

Name_____

Second Grade Summer Reading Log

1. Name of Book: _____
   Author:_____

What did you like best about the book?

_____
_____
_____

2. Name of Book: _____
   Author:_____

What did you like best about the book?

_____
_____
_____

3. Name of Book: _____
   Author:_____

_____
_____
_____

What did you like best about the book?

_____
_____
_____

4. Name of Book: _____
   Author:_____

What did you like best about the book?

_____
_____
_____

5. Name of Book: _____
Author:_____

What did you like best about the book?

_____
_____
_____

6. Name of Book: _____
Author:_____

What did you like best about the book?

_____
_____
_____

7. Name of Book: _____
Author:_____

What did you like best about the book?

_____
_____
_____

8. Name of Book: _____
Author:_____

What did you like best about the book?

_____
_____
_____

9. Name of Book: _____
Author:_____

What did you like best about the book?

_____
_____
_____

10. Name of Book: _____
Author: _____

What did you like best about the book?

_____

_____

_____