TRINITY

Summer Practice Notebook



Dear Parents and Rising Fourth-Grade students,

Below are the directions and all the details you will need to complete this packet successfully.

- This packet is due on the first day of school in August.
- Print this packet so that you will have a working copy.
- Work on all the problems in this packet. They are designed to be completed throughout the summer and paced out for you.
- It is best to NOT wait until August to begin working on this.
- Show all of your work for each problem. If you need more room to work on problems, use notebook paper and attach it to the end of the packet. Please number each problem on the notebook paper and make all work legible.
- Put all answers on the answer sheet provided.
- When finished, staple the answer sheet to the top of the packet with all work.
- This packet will be checked for effort and accuracy.
- Continue to stay sharp with your multiplication facts by practicing a little each day.
- Included in the packet is a timed division and multiplication test. Please feel free to make multiple copies of each to practice your facts regularly.
- It is not required to have a minimal time to complete the timed tests, but instead, use these to race against yourself to see how fast you can accurately answer all of the questions.
- If you are having trouble, Khan Academy is a great site to use for extra help. www.khanacademy.org

Have a wonderful summer!!! I can't wait to see you in the fall!!!

4th Grade Summer Math

Weeks 1-4

Monday	Tuesday	Wednesday	Thursday	Friday
1. 10 less than 9,345 is _____.	2. Complete the number pattern: 6,014, 7,014, _____, 9,014, 10,014	3. Find the sum 812+186=	4. Find the difference 3,567- 1,243=	5. Jacob buys 367 fruit bars. Kent buys 250 more fruit bars than Jacob. How many fruit bars does Kent buy?
6. Find the product 115 x 6 =	7. Find the sum 4,700+ 4,800	8. Find the difference 2,346-1,745=	9. Compare using < or > 10,001 _____ 9,001	10. Mrs. Chorney pays $230 a month for rent. How much rent will she pay after three months?
11. Complete the pattern 9, 18, 27, ____, ____, ____, ____, ____, ____ .	12. There are 6 theatres. Each theatre has 237 seats. How many are there in all?	13. 8x7= ____ x 2 x 7	14. 100 more than 584 is _____.	15. The Wildcat bakery bakes 3,876 cupcakes in 3 months. They bake 1,867 fewer cupcakes than the Sunshine bakery. How many cupcakes does the Sunshine bakery make?
16. Find the sum 7,654 + 3,432=	17. Find the product 62x 8=	18.Write a number that makes the comparison true. 8,432 > _____	19. Mrs. Williams arranged 4 chairs in a row. There are 8 rows. How many chairs in all?	20. Mrs. Hester has 9 bracelets. Each bracelet has 7 beads. How many beads does Mrs. Hester have in all?

Make sure to use the "Fraction Strips up to Twelfths" Resource Page that is included in your packet as a visual resource on any fraction problems.

4th Grade Summer Math

Weeks 5-8

Monday	Tuesday	Wednesday	Thursday	Friday
21. What fraction of the figure is shaded? 	22. Find the difference. $64.75 - $32.89=	23. Sarah, Zac, Lisa, and Abby share $1 evenly. How much money do each of them get?	24. Find the difference. 6,000- 5,999	25. What is the area of a figure that is 6 feet wide and 8. feet long?
26. Write the fraction that is equivalent to the following. $\frac{3}{4}$ =	27. Write the number 56,732 in word form.	28. Find the sum. $6.34 + $3.21=	29. Write the number thirty-four thousand, nine hundred seventy-eight in standard form.	30. At the zoo, Samantha sees 7 giraffes. Each giraffe has four legs. How many legs do the giraffes have in all?
31. Write a fraction that is equivalent to the following? $\frac{1}{5}$ =	32. How many half dollars are there in $7.50?	33. What is the area of a table that is 4 feet wide and 12 feet long?	34. Compare using <, >, or = $\frac{1}{5}$ ◯ $\frac{1}{9}$	35. Mrs. Saliba bundles 12 straws into one group. She bundles 5 groups of straws. How many straws does she have in all?
36. What is the digit in the ten thousands place of the number 74,532?	37. Order the fractions from least to greatest. $\frac{2}{5}$ $\frac{2}{4}$ $\frac{2}{3}$	38. Compare using <, >, or = $\frac{4}{5}$ ◯ $\frac{2}{3}$	39. What is the perimeter of a rectangle with a length of 7 feet and a width of 12 feet?	40. Brayden has $15 in his wallet. He buys a juice for $1.50 and a sandwich for $6.90. How much money does he have left?

Make sure to use the "Fraction Strips up to Twelfths" Resource Page that is included in your packet as a visual resource on any fraction problems.

Name: _____

RISING 4TH GRADE SUMMER MATH PACKET ANSWER SHEET

1. _____
2. _____
3. _____
4. _____
5. _____
6. _____
7. _____
8. _____
9. _____
10. _____
11. _____
12. _____
13. _____
14. _____
15. _____
16. _____
17. _____
18. _____
19. _____
20. _____

Name: _____

RISING 4TH GRADE SUMMER MATH PACKET ANSWER SHEET

21. _____

22. _____

23. _____

24. _____

25. _____

26. _____

27. _____

28. _____

29. _____

30. _____

31. _____

32. _____

33. _____

34. _____

35. _____

36. _____

37. _____

38. _____

39. _____

40. _____

Name Date

FRACTION STRIPS UP TO TWELFTHS

1 WHOLE

$\frac{1}{2}$	$\frac{1}{2}$

$\frac{1}{3}$	$\frac{1}{3}$	$\frac{1}{3}$

$\frac{1}{4}$	$\frac{1}{4}$	$\frac{1}{4}$	$\frac{1}{4}$

$\frac{1}{5}$	$\frac{1}{5}$	$\frac{1}{5}$	$\frac{1}{5}$	$\frac{1}{5}$

$\frac{1}{6}$	$\frac{1}{6}$	$\frac{1}{6}$	$\frac{1}{6}$	$\frac{1}{6}$	$\frac{1}{6}$

$\frac{1}{8}$	$\frac{1}{8}$	$\frac{1}{8}$	$\frac{1}{8}$	$\frac{1}{8}$	$\frac{1}{8}$	$\frac{1}{8}$	$\frac{1}{8}$

$\frac{1}{9}$	$\frac{1}{9}$	$\frac{1}{9}$	$\frac{1}{9}$	$\frac{1}{9}$	$\frac{1}{9}$	$\frac{1}{9}$	$\frac{1}{9}$	$\frac{1}{9}$

$\frac{1}{10}$	$\frac{1}{10}$	$\frac{1}{10}$	$\frac{1}{10}$	$\frac{1}{10}$	$\frac{1}{10}$	$\frac{1}{10}$	$\frac{1}{10}$	$\frac{1}{10}$	$\frac{1}{10}$

$\frac{1}{12}$	$\frac{1}{12}$	$\frac{1}{12}$	$\frac{1}{12}$	$\frac{1}{12}$	$\frac{1}{12}$	$\frac{1}{12}$	$\frac{1}{12}$	$\frac{1}{12}$	$\frac{1}{12}$	$\frac{1}{12}$	$\frac{1}{12}$

Free Math Sheets, Math Games and Math Help
MATH-SALAMANDERS.COM

Multiplying by 12 (A)

Name: _____ Date: _____ Score: _____

Calculate each product.

$6 \times 12 =$	$10 \times 12 =$	$5 \times 12 =$	$12 \times 12 =$
$10 \times 12 =$	$4 \times 12 =$	$9 \times 12 =$	$1 \times 12 =$
$1 \times 12 =$	$12 \times 12 =$	$11 \times 12 =$	$9 \times 12 =$
$5 \times 12 =$	$6 \times 12 =$	$12 \times 12 =$	$4 \times 12 =$
$11 \times 12 =$	$11 \times 12 =$	$4 \times 12 =$	$12 \times 12 =$
$9 \times 12 =$	$8 \times 12 =$	$8 \times 12 =$	$11 \times 12 =$
$0 \times 12 =$	$9 \times 12 =$	$5 \times 12 =$	$10 \times 12 =$
$8 \times 12 =$	$0 \times 12 =$	$2 \times 12 =$	$0 \times 12 =$
$4 \times 12 =$	$2 \times 12 =$	$0 \times 12 =$	$1 \times 12 =$
$3 \times 12 =$	$3 \times 12 =$	$3 \times 12 =$	$3 \times 12 =$
$7 \times 12 =$	$1 \times 12 =$	$10 \times 12 =$	$5 \times 12 =$
$12 \times 12 =$	$5 \times 12 =$	$7 \times 12 =$	$2 \times 12 =$
$2 \times 12 =$	$10 \times 12 =$	$9 \times 12 =$	$7 \times 12 =$
$3 \times 12 =$	$7 \times 12 =$	$1 \times 12 =$	$6 \times 12 =$
$5 \times 12 =$	$3 \times 12 =$	$6 \times 12 =$	$8 \times 12 =$
$7 \times 12 =$	$1 \times 12 =$	$8 \times 12 =$	$9 \times 12 =$
$12 \times 12 =$	$12 \times 12 =$	$6 \times 12 =$	$2 \times 12 =$
$2 \times 12 =$	$0 \times 12 =$	$10 \times 12 =$	$0 \times 12 =$
$4 \times 12 =$	$2 \times 12 =$	$2 \times 12 =$	$12 \times 12 =$
$9 \times 12 =$	$6 \times 12 =$	$11 \times 12 =$	$1 \times 12 =$
$11 \times 12 =$	$8 \times 12 =$	$7 \times 12 =$	$9 \times 12 =$
$1 \times 12 =$	$10 \times 12 =$	$3 \times 12 =$	$5 \times 12 =$
$8 \times 12 =$	$4 \times 12 =$	$0 \times 12 =$	$8 \times 12 =$
$6 \times 12 =$	$7 \times 12 =$	$4 \times 12 =$	$10 \times 12 =$
$0 \times 12 =$	$11 \times 12 =$	$5 \times 12 =$	$6 \times 12 =$

Dividing by 12 (A)

Name: _____ Date: _____ Score: _____

Calculate each quotient.

$108 \div 12 =$	$132 \div 12 =$	$60 \div 12 =$	$12 \div 12 =$
$60 \div 12 =$	$36 \div 12 =$	$132 \div 12 =$	$144 \div 12 =$
$144 \div 12 =$	$12 \div 12 =$	$120 \div 12 =$	$36 \div 12 =$
$120 \div 12 =$	$96 \div 12 =$	$144 \div 12 =$	$96 \div 12 =$
$96 \div 12 =$	$120 \div 12 =$	$12 \div 12 =$	$108 \div 12 =$
$72 \div 12 =$	$84 \div 12 =$	$36 \div 12 =$	$72 \div 12 =$
$132 \div 12 =$	$48 \div 12 =$	$72 \div 12 =$	$132 \div 12 =$
$12 \div 12 =$	$24 \div 12 =$	$24 \div 12 =$	$84 \div 12 =$
$36 \div 12 =$	$60 \div 12 =$	$96 \div 12 =$	$24 \div 12 =$
$84 \div 12 =$	$144 \div 12 =$	$48 \div 12 =$	$120 \div 12 =$
$24 \div 12 =$	$108 \div 12 =$	$84 \div 12 =$	$108 \div 12 =$
$48 \div 12 =$	$12 \div 12 =$	$24 \div 12 =$	$60 \div 12 =$
$12 \div 12 =$	$108 \div 12 =$	$108 \div 12 =$	$132 \div 12 =$
$84 \div 12 =$	$36 \div 12 =$	$48 \div 12 =$	$144 \div 12 =$
$108 \div 12 =$	$96 \div 12 =$	$12 \div 12 =$	$24 \div 12 =$
$24 \div 12 =$	$132 \div 12 =$	$96 \div 12 =$	$72 \div 12 =$
$144 \div 12 =$	$84 \div 12 =$	$72 \div 12 =$	$96 \div 12 =$
$48 \div 12 =$	$24 \div 12 =$	$60 \div 12 =$	$48 \div 12 =$
$36 \div 12 =$	$72 \div 12 =$	$144 \div 12 =$	$12 \div 12 =$
$132 \div 12 =$	$144 \div 12 =$	$132 \div 12 =$	$84 \div 12 =$
$120 \div 12 =$	$60 \div 12 =$	$36 \div 12 =$	$36 \div 12 =$
$96 \div 12 =$	$48 \div 12 =$	$120 \div 12 =$	$96 \div 12 =$
$60 \div 12 =$	$120 \div 12 =$	$48 \div 12 =$	$84 \div 12 =$
$72 \div 12 =$	$108 \div 12 =$	$60 \div 12 =$	$12 \div 12 =$
$72 \div 12 =$	$84 \div 12 =$	$120 \div 12 =$	$144 \div 12 =$

Name: _____ Date: _____

Division Facts

Divide to find the quotients.



1) 4 ÷ 4 = _____

2) 22 ÷ 11 = _____

3) 44 ÷ 4 = _____

4) 10 ÷ 10 = _____

5) 16 ÷ 2 = _____

6) 15 ÷ 3 = _____

7) 88 ÷ 8 = _____

8) 2 ÷ 2 = _____

9) 12 ÷ 2 = _____

10) 11 ÷ 11 = _____

11) 120 ÷ 12 = _____

12) 81 ÷ 9 = _____

13) 10 ÷ 2 = _____

14) 20 ÷ 4 = _____

15) 12 ÷ 12 = _____

16) 12 ÷ 6 = _____

17) 40 ÷ 4 = _____

18) 60 ÷ 12 = _____

19) 55 ÷ 11 = _____

20) 0 ÷ 12 = _____

21) 72 ÷ 8 = _____

22) 50 ÷ 5 = _____

23) 88 ÷ 11 = _____

24) 18 ÷ 2 = _____

Name: _____ # Division Facts Date: _____

Divide to find the quotients.



1) 120 ÷ 10 = _____

2) 50 ÷ 5 = _____

3) 84 ÷ 12 = _____

4) 12 ÷ 2 = _____

5) 66 ÷ 11 = _____

6) 60 ÷ 10 = _____

7) 36 ÷ 6 = _____

8) 88 ÷ 11 = _____

9) 20 ÷ 4 = _____

10) 132 ÷ 11 = _____

11) 0 ÷ 12 = _____

12) 16 ÷ 2 = _____

13) 5 ÷ 5 = _____

14) 4 ÷ 2 = _____

15) 80 ÷ 8 = _____

16) 32 ÷ 8 = _____

17) 110 ÷ 11 = _____

18) 48 ÷ 4 = _____

19) 144 ÷ 12 = _____

20) 28 ÷ 7 = _____

21) 0 ÷ 9 = _____

22) 18 ÷ 6 = _____

23) 48 ÷ 6 = _____

24) 55 ÷ 5 = _____

Math Facts Practice #1 ~ (Times Tables 1 - 4)

1 x 1	2 x 1	3 x 1	4 x 1	5 x 1
6 x 1	7 x 1	8 x 1	9 x 1	10 x 1
11 x 1	12 x 1	1 x 2	2 x 2	3 x 2
4 x 2	5 x 2	6 x 2	7 x 2	8 x 2
9 x 2	10 x 2	11 x 2	12 x 2	1 x 3
2 x 3	3 x 3	4 x 3	5 x 3	6 x 3
7 x 3	8 x 3	9 x 3	10 x 3	11 x 3
12 x 3	1 x 4	2 x 4	3 x 4	4 x 4
5 x 4	6 x 4	7 x 4	8 x 4	9 x 4
10 x 4	11 x 4	12 x 4		

Math Facts Practice #2 ~ (Times Tables 5 - 8)

1 x 5	2 x 5	3 x 5	4 x 5	5 x 5
6 x 5	7 x 5	8 x 5	9 x 5	10 x 5
11 x 5	12 x 5	1 x 6	2 x 6	3 x 6
4 x 6	5 x 6	6 x 6	7 x 6	8 x 6
9 x 6	10 x 6	11 x 6	12 x 6	1 x 7
2 x 7	3 x 7	4 x 7	5 x 7	6 x 7
7 x 7	8 x 7	9 x 7	10 x 7	11 x 7
12 x 7	1 x 8	2 x 8	3 x 8	4 x 8
5 x 8	6 x 8	7 x 8	8 x 8	9 x 8
10 x 8	11 x 8	12 x 8		

Math Facts Practice #3 ~ (Times Tables 9 - 12)

1 x 9	2 x 9	3 x 9	4 x 9	5 x 9
6 x 9	7 x 9	8 x 9	9 x 9	10 x 9
11 x 9	12 x 9	1 x10	2 x10	3 x10
4 x10	5 x10	6 x10	7 x10	8 x10
9 x10	10 x10	11 x10	12 x10	1 x11
2 x11	3 x11	4 x11	5 x11	6 x11
7 x11	8 x11	9 x11	10 x11	11 x11
12 x11	1 x12	2 x12	3 x12	4 x12
5 x12	6 x12	7 x12	8 x12	9 x12
10 x12	11 x12	12 x12		

Week One

Title

Even though the skunk is not strong, not big, and not fast, its enemies don't often bother it. Most other animals won't mess with a skunk because of its one very powerful weapon. It has two little sacs in its body that it uses to spray a dreadful smell. Animals, including the skunk itself, don't like the smell.

When a skunk feels threatened, it stands up on its front legs and lifts its tail as high as it can. By doing this, the skunk is actually trying to avoid spraying itself. The skunk doesn't spray right off the bat. It waits to see if the foe will go away. If the enemy doesn't leave, the skunk sprays its nasty smell. It usually only takes an animal one time to learn a very smelly lesson.

Monday Read the selection carefully.

1. The subject of this selection is _____.
2. At the top of this page, write a title for this selection.
3. The author's purpose in writing this selection is to ____. O persuade. O inform.
4. The genre of this selection is _____.

Tuesday Read the selection carefully.

5. A synonym for the word enemy in the selection is _____.
6. What does the word threatened mean in this selection?
   O in charge O ready to leave O in danger
7. A word that describes the skunk's smell is _____.

Wednesday Read the selection carefully.

8. A skunk only sprays its smell in emergencies.
   O True O False
9. The last sentence of the selection is a/an fact. opinion. (Circle one.)
10. Why does a skunk's enemy only bother it one time?_____

Thursday Read the selection carefully.

11. Underline the idiom in this selection. It means_____.
12. The main idea of this selection is _____

Friday Read the selection carefully.

13. Highlight 5-6 key words in the selection. Write a 3-4 sentence summary of the selection using your key words. It is not necessary to use all of your key words. Be sure to use correct spelling and punctuation._____

© DGP Publishing, Inc.

SENTENCE of the day

Name: _____ Date: _____

SENTENCE:

A well-dressed gentleman <u>asked</u> for directions from the young mother who could barely handle her energetic children.

1. Find all of the nouns in the sentence. Write them below.	2. Find an adjective in the sentence. Write it below. What noun is the adjective you wrote describing?
3. What part of speech is the underlined word? What is the function of the word?	4. Find a pronoun in the sentence. Write it below. Write the noun the pronoun refers to.

©Jennifer Findley

SENTENCE of the day

2

Name: _____ Date: _____

SENTENCE:

Duck your head, or you will get hit by that huge falling rock!

1. Is the sentence declarative, imperative, interrogative, or exclamatory?	2. What part of speech is the underlined word?
3. Find a possessive pronoun in the sentence. Write it below.	4. Who or what is the subject of the sentence?
5. Find all of the nouns in the sentence. Write them below.	6. Find an adjective in the sentence. Write it below. What noun is the adjective you wrote describing?

©Jennifer Findley

SENTENCE of the day

1

Name: _____ Date: _____

SENTENCE:

Joseph saw at least six black geese <u>huddled</u> under a tree.

1. What is the subject of the sentence?	2. What is the predicate of the sentence?
3. Is the sentence declarative, imperative, interrogative, or exclamatory?	4. What part of speech is the underlined word?
5. Find all of the nouns in the sentence. Write them below.	6. Find an adjective in the sentence. Write it below. What noun is the adjective you wrote describing?

©Jennifer Findley

Daily Language Review

Name:

Monday

Synonyms, antonyms, or homophones?

1. see, view _____

2. flew, flu _____

Correct these sentences.

3. ive got a huge problem will you help me solve it asked danny

_____

4. amber asked dr craven if he would be joining us for dinner

_____

What part of speech is underlined?

5. <u>They</u> opened the jar of dill pickles. _____

©2004 Evan-Moor Corp. • Daily Language Review, Grade 4 • EMC 582

Daily Language Review

Name:

Tuesday

Does the adjective tell which one, what kind, or how many?

1. <u>Many</u> books in the library never get checked out. _____

Correct these sentences.

2. dr crane has forgot to make reservations at the restaurant called petes grill

_____

3. charleys cat and dog get along very good

_____

Complete the analogies.

4. astronaut : space shuttle :: sailor : _____

5. St. Patrick's Day : shamrock :: Independence Day : _____

©2004 Evan-Moor Corp. • Daily Language Review, Grade 4 • EMC 582

Daily Language Review

Name:

Wednesday

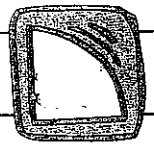

What is the correct way to divide each word into syllables?

1. agree-ment a-gree-ment ag-ree-ment
2. eat-ing ea-ting eati-ng

Add a suffix to the word.

3. direct _____

Correct these sentences.

4. our principal ms henley handed out the citizenship awards

_____

5. after looking through the refrigerator dad maked turkey sandwiches banana bread and apple slices for dinner

_____

©2004 Evan-Moor Corp. • Daily Language Review, Grade 4 • EMC 582

Daily Language Review

Name:

Thursday

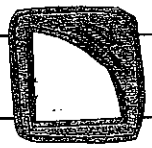

Give the plural form of the following nouns.

1. bunny _____
2. tooth _____

Correct these sentences.

3. im sorry kristy that you doesnt like the dinner

_____

4. her and tony borrowed envelope to male there thank-you notes

_____

Give two words that rhyme with the following word.

5. paint _____ _____

©2004 Evan-Moor Corp. • Daily Language Review, Grade 4 • EMC 582