TRINITY

Summer Practice Notebook



Trinity Kindergarten Summer Practice Workbook



Dear Sweet Friends,

We are so excited that you will be at Trinity next year! We are looking forward to meeting you and showing you our school. We have put together some things for you to practice and we hope that you will think they are fun. Have a wonderful summer!

Love ,
The Kindergarten Teachers



Kindergarten Readiness Skills



Recognizes all upper and lower case letters (making exceptions for reversals)

Knows all letter sounds

Can use scissors correctly

Can write first name with appropriate pencil grip

Knows how to color inside the lines (no scribbling)

Recognizes and writes 0-10

Knows color words

Can draw a person (head, body, arms and legs, face)

Follows simple oral directions

Can finish a task in an acceptable amount of time

Works well in a group setting (sharing, taking turns)

Is respectful and obedient to the teacher

Reading Practice



Story Time!

Reading to your child is the foundation of beginning literacy. **Help your child build this foundation by reading to them for 20 minutes every day.** Ask questions after you read a book to help build listening comprehension.

Use these questions below as a guide for helping your child recall details from a story.

What happened at the beginning of the story?

Was there a problem in the story? What was the problem?

What happened at the end of the story?

Who is in the story? Where are they?

What is happening in the picture?

How do you think the character feels?

Why do you think that happened?

NAME: _____

DIRECTIONS: COLOR THE BOOK CHARACTER AND TRACE EACH SENTENCE.



I see a brown bear.



I see a red bird.



I see a yellow duck.



I see a blue horse.



I see a green frog.



I see a purple cat.



I see a white dog.



I see a black sheep.



I see an orange fish.

NAME: _____

DIRECTIONS: CUT OUT THE NUMBERS AT THE BOTTOM. MATCH THE NUMBER TO THE CORRECT SET OF PICTURES WITH THE MATCHING AMOUNT.











3	6	4	5	2

NAME: _____

DIRECTIONS: COLOR EACH ANIMAL USING THE COLOR CODE. THEN COUNT HOW MANY OF EACH ANIMAL, AND WRITE THE NUMBER AT THE BOTTOM.


WHITE

ORANGE

RED

PURPLE

YELLOW

BROWN

GREEN

BLACK

BLUE



I see ☐ 

I see ☐ 

I see ☐ 

I see ☐ 

I see ☐ 

I see ☐ 

I see ☐ 

I see ☐ 

I see ☐ 

NAME: _____

DIRECTIONS: CUT OUT THE PICTURES AT THE BOTTOM. CONTINUE EACH PATTERN BY GLUING THE CORRECT PICTURE THAT COMES NEXTS.













NAME: _____

DIRECTIONS: COLOR EACH ANIMAL THE COLOR IT IS IN BROWN BEAR, THEN CHOOSE ONE ANIMAL TO FINISH THE SENTENCE.


blue horse


white dog


red bird


green frog


black sheep


brown bear


yellow duck


orange fish


purple cat




I see a _____ _____




looking at me.

Beginning Sounds

Name: _____

Draw lines to match the picture to the beginning sound.









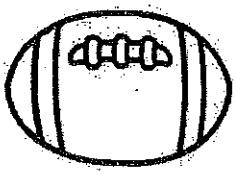





o

f

h

n

p

b

© Designed by Danielle™

Beginning Sounds

Name: _____

Draw lines to match the picture to the beginning sound.















- a
- s
- h
- p
- b
- i

© Designed by Danielle™

Name _____ Date _____

Beginning Sounds Search

Color the correct beginning sound.

	l r		w v
	s z		j y
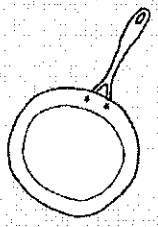	p b		k g
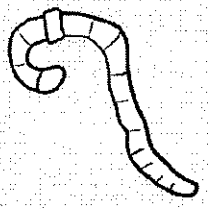	v w	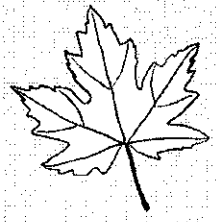	m l
	t d	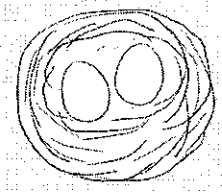	m n
	w v		z s

Name: _____

Write My Sound

Write the beginning sound of each word.



© My Teaching Pal

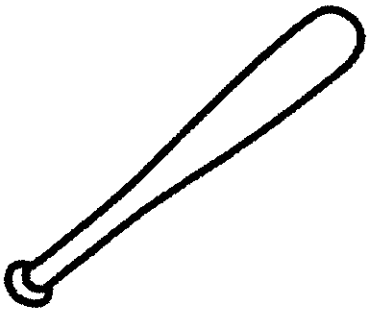

	a	t



	e	n



	o	g



	i	p



	o	t



	a	t

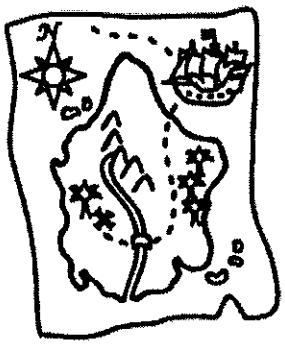

	a	p

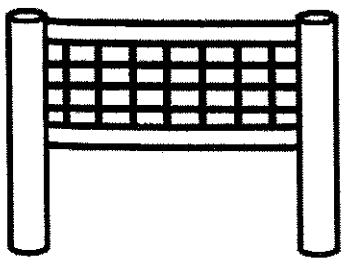

	e	t



	u	g

Writing Practice



Name: _____ Date: _____

Letter Tracing

A	B	C	D	E	F
G	H	I	J	K	L
M	N	O	P	Q	R
S	T	U	V	W	X
Y	Z				

© The Primary Post by Hayley Lewallen

Name: _____ Date: _____

Letter Tracing

A	B	C	D	E	F
G	H	I	J	K	L
M	N	O	P	Q	R
S	T	U	V	W	X
Y	Z				

© The Primary Post by Hayley Lewallen

Name: _____ Date: _____

Letter Tracing

a	b	c	d	e	f
g	h	i	j	k	l
m	n	o	p	q	r
s	t	u	v	w	x
y	z				

© The Primary Post by Hayley Lewallen

Name: _____ Date: _____

Letter Tracing

a	b	c	d	e	f
g	h	i	j	k	l
m	n	o	p	q	r
s	t	u	v	w	x
y	z				

© The Primary Post by Hayley Lewallen

Brown Bear Brown Bear

STORY TRACING
















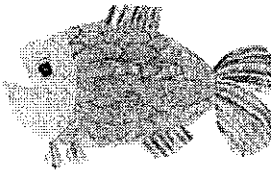

This is Me!

Draw a picture of yourself. Include head, body, arms, legs, and face.



Cutting on Curves

Use your scissors to practice cutting on the dotted lines. Start at the smiley and stop at the star.



Zig-Zag Cutting Practice

Use your scissors to practice cutting on the dotted lines. Start at the smiley and stop at the star.

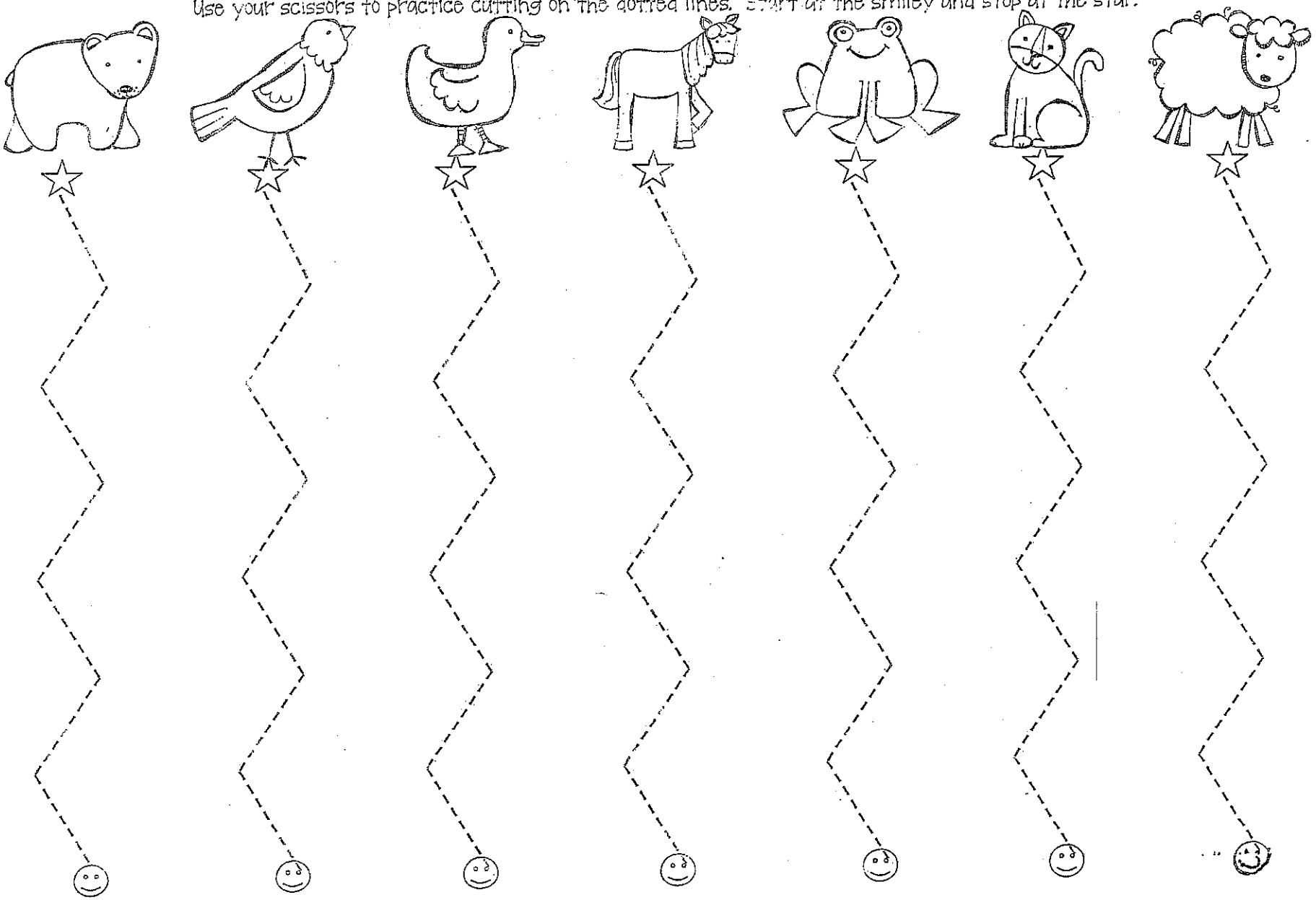

Brown Bear Scissor Skills

Use your scissors to practice cutting on the dotted lines. Start at the smiley and stop at the star.

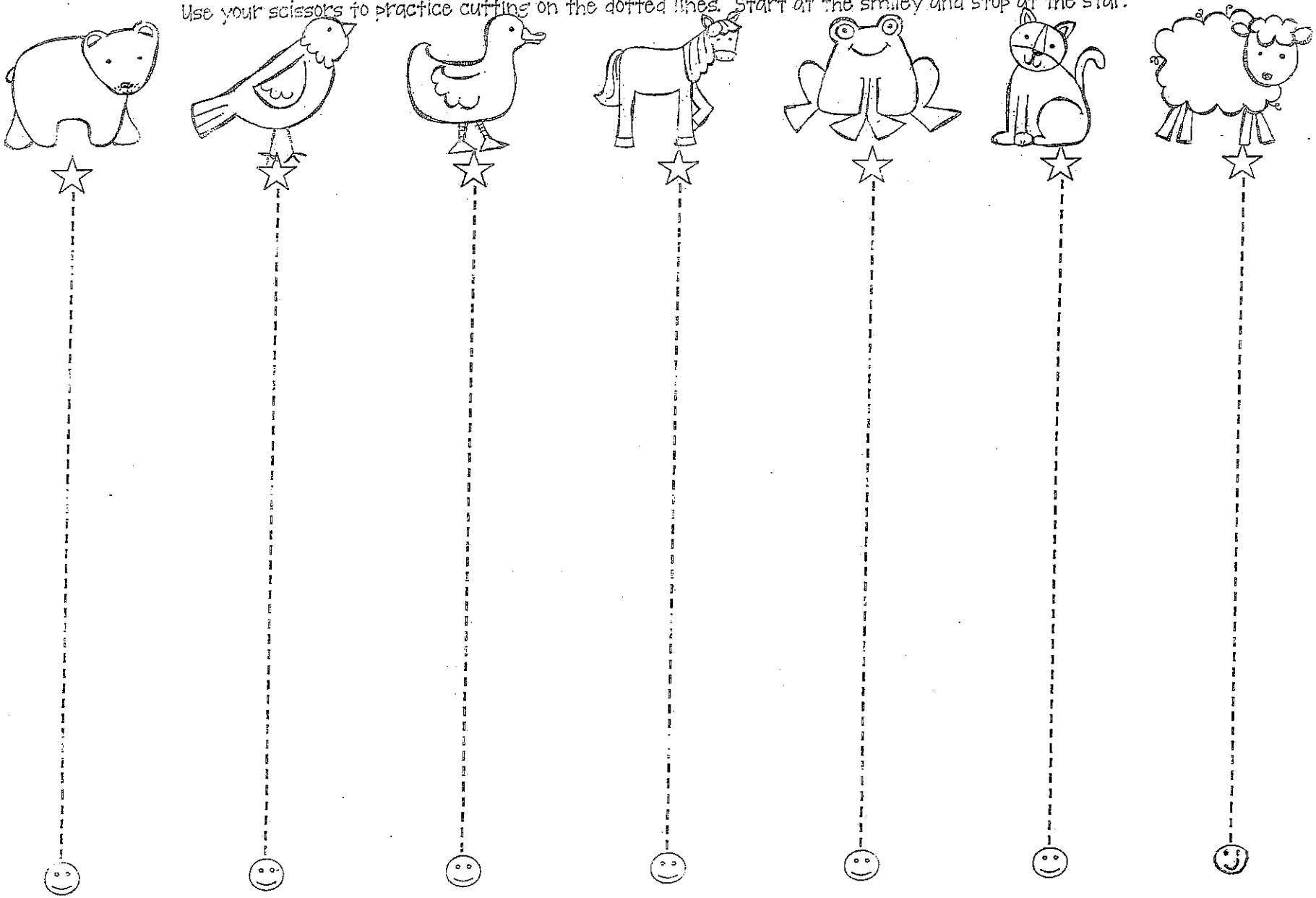

Math Practice



Extend the Pattern

Look at the circles below. Color the remaining circles to fit the pattern.



Counting Practice

Follow the schedule below to help your child with counting skills.

Monday	Tuesday	Wednesday	Thursday	Friday
Count to 100 by ones.	Count to 50 by tens.	Find 10 small objects outside or around your home and count them.	Find 20 small objects outside or around your home and count them.	Count to 100 by ones.

Calendar Time

Practice saying the days of the week and months of the year. There are many songs online that can help with this skill.



Trace and Write My Numbers Name _____



Name: _____

Writing Numbers 0-10

0 1 2 3 4 5 6 7 8 9 10

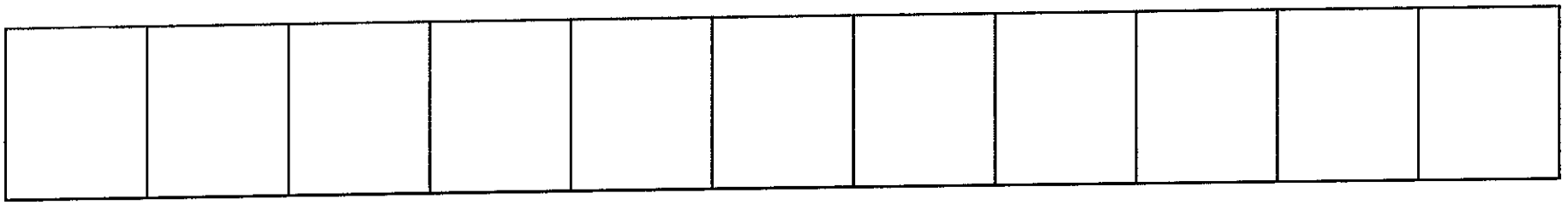

0 1 2 3 4 5 6 7 8 9 10

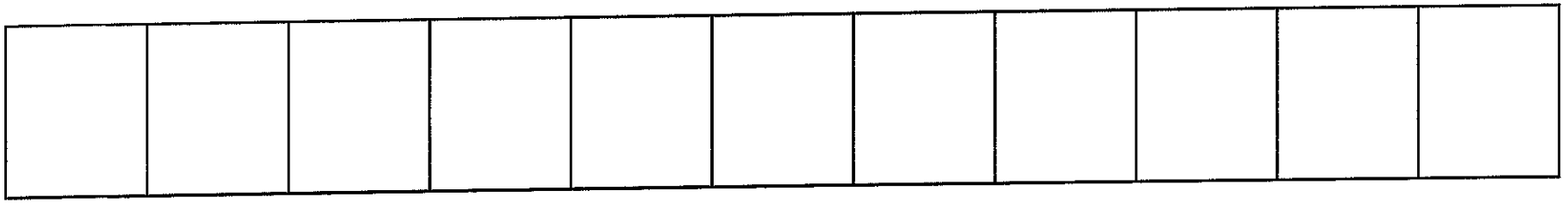

0 1 2 3 4 5 6 7 8 9 10

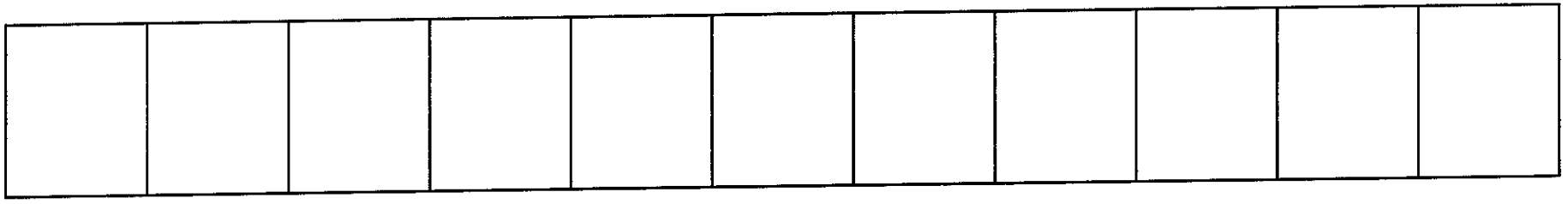

Name: _____



Trace the Circles!

Draw your own circles here!

Name: _____

Trace the Squares!



Draw your own squares here!

Name: _____

Trace the Triangles!



Draw your own triangles here!

Name: _____



Trace the Rectangles!

Draw your own rectangles here!

Name : _____

Back to School

Cut and paste the correct number.





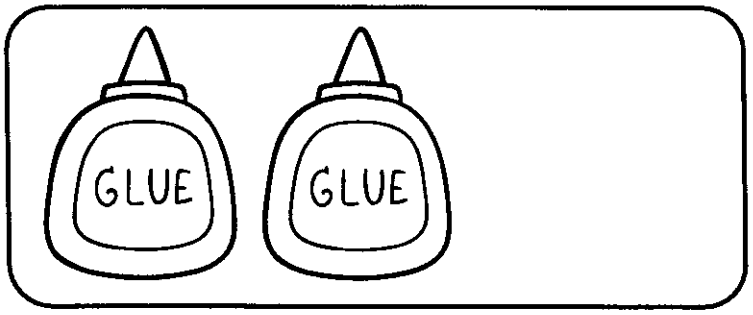

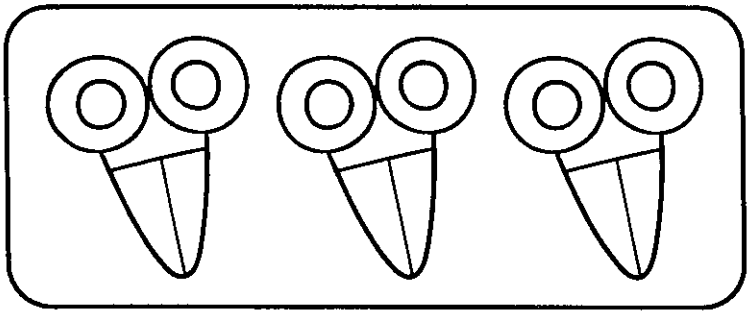

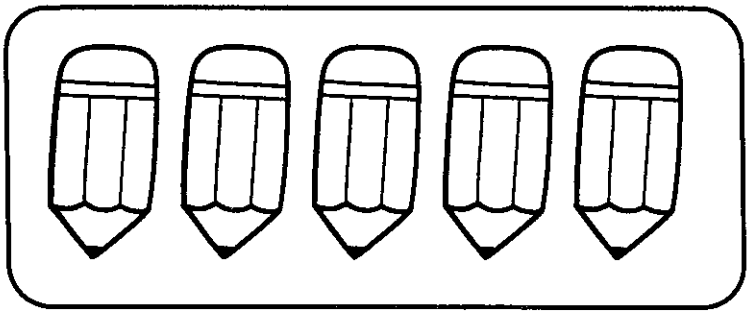





1

5

4

3

2

Name : _____

Back to School

Cut and paste the correct number.





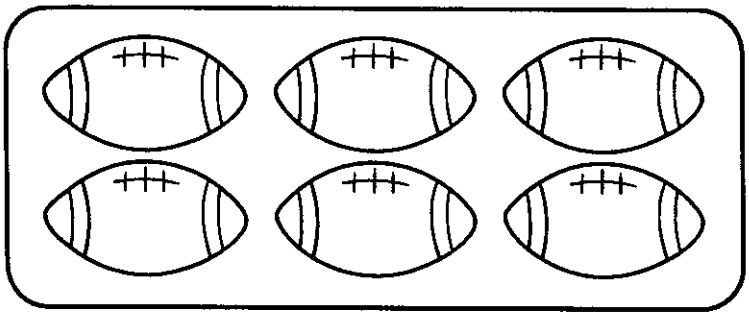

10

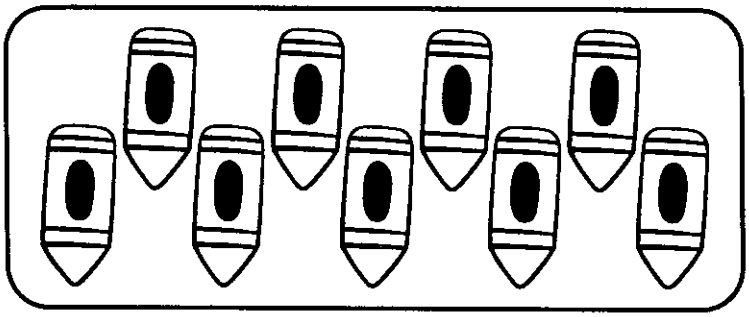

7



9

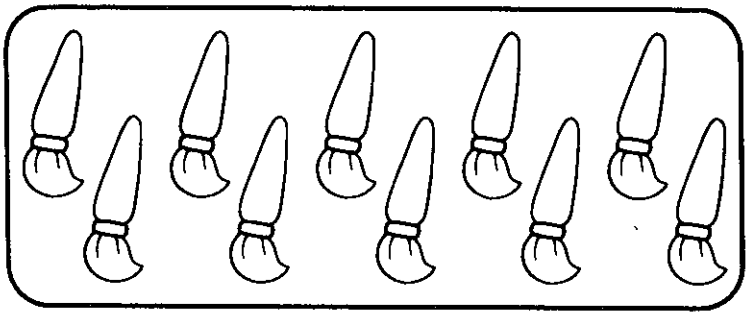

6



8

Name: _____

COUNTING OBJECTS



Count how many objects are in each box.
Write your answer below.

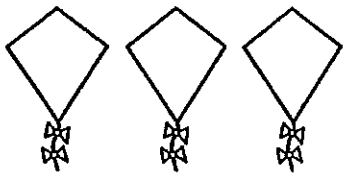		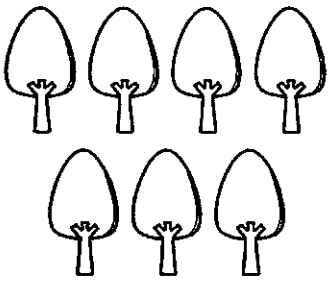
		
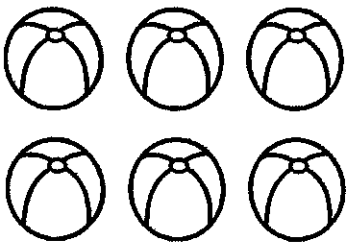		

Name: _____

COUNTING OBJECTS



Count how many objects are in each box.
Write your answer below.

		
		
		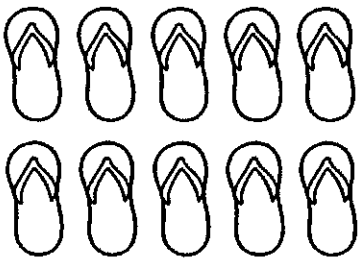

Number words

Trace the number words. Color the number that matches the word.

two

1	4	2

five

5	0	3

zero

0	1	2

four

3	4	1

three

3	5	1

one

5	1	0

Name: _____

Ordering Numbers

Cut out the numbers on the bottom. Paste them on the apples in order.



4	9	6	2	10
3	1	8	7	5

Made by Tracy Pippin

Name: _____

Missing Numbers

Fill in the number that comes in between each set of numbers.



1. 

2. 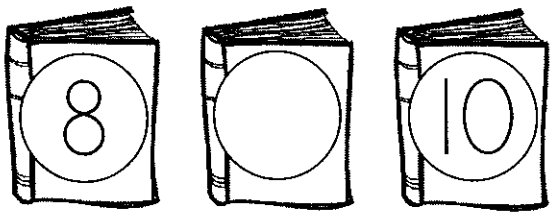

3. 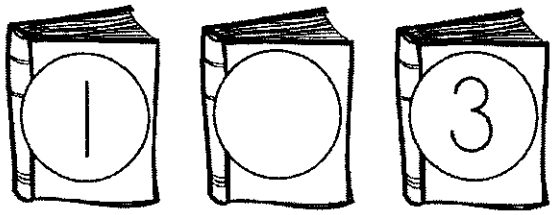

4. 

5. 

6. 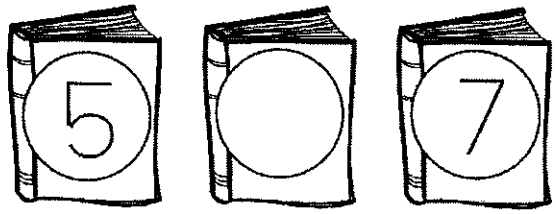

7. 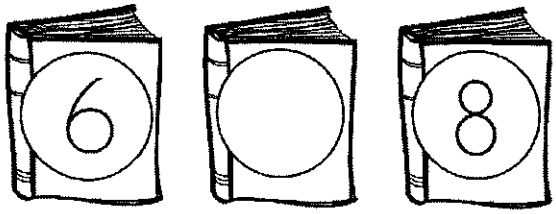

8. 

9. 

10. 

11. 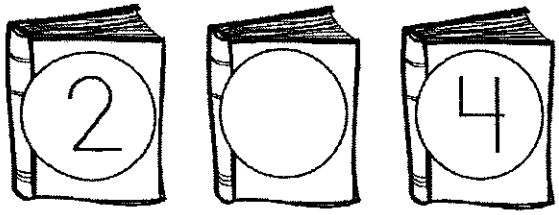

12. 

Made by Tracy Pippin

name: _____

positional words

color the corresponding picture

The boy is on the box.	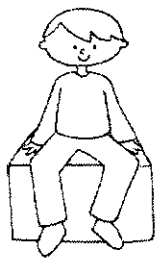		
The boy is in the box.			
The boy is between the boxes.			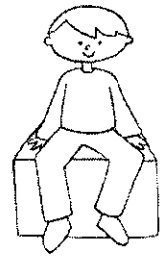
The boy is beside box.			

Sharon Olver @ Teacher's Pay Teachers

name: _____

positional words

color the corresponding picture

The boy is in front of the box.			
The boy is behind the box.			
The boy is under the box.			
The boy is over the box.			

Sharon Oliver @ Teacher's Pay Teachers



A few notes...

Please check the uniform and shoe guidelines for any questions that you may have. The link can be found on the TPS website.

Please send water with a twist off top and a healthy snack each day. The snack needs to be labeled with your child's name. Please do not send a lunchbox unless the snack needs to stay cold.

Please send a regular sized backpack. The small Pottery Barn backpacks are too small. We don't have room for rolling backpacks.

We will provide your child with a rest mat.

Students may arrive at school between 7:30 and 8:00. Teachers and staff are not on duty before 7:30. Carpool starts at 3:00.